

# **EVALUACIONES AGROPECUARIAS**

**SANTANDER**

**2012**



Libertad y Orden  
**Ministerio de Agricultura y Desarrollo Rural**  
República de Colombia

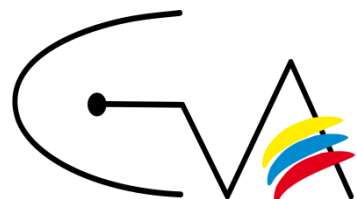
**JUAN CAMILO RESTREPO SALAZAR**  
Ministro de Agricultura y Desarrollo Rural

**ADRIANA SENIOR MOJICA**  
Presidente Corporación Colombiana Internacional

**RICHARD AGUILAR VILLA**  
Gobernador de Santander

**MARITZA PRADA HOLGUIN**  
Secretaria de Agricultura y Desarrollo Rural

**LEONEL HUMBERTO ARIZA LARROTA**  
Coordinador Grupo de Planificación, Análisis, Evaluación y Seguimiento



Evaluaciones Agropecuarias Municipales



Sembramos a Colombia por el mundo

## **PRESENTACION**

La revista EVALUACIONES AGROPECUARIAS MUNICIPALES – EVA 2012, es un documento que recoge información del Sector Agropecuario del Departamento de Santander de los principales renglones productivos agrupados en cultivos transitorios, anuales, semipermanentes y permanentes, aportando datos sobre área sembrada, área cosechada, producción, rendimiento, precios pagados al productor y número de unidades productivas por municipio. Igualmente en la parte pecuaria se reporta Inventarios Bovino, Equino, Caprino, Porcino, Ovino, Avícola y de otras especies menores, Producción piscícola, Producción de leche, Área en pastos y Sacrificio de Ganado Bovino y Porcino, reflejando lo que se puede denominar el uso del suelo en el de Departamento de Santander.

Su elaboración es producto de una labor coordinada por la Secretaria de Agricultura y Desarrollo Rural de Santander, La Dirección Técnica de la Corporación Colombia Internacional y el apoyo financiero del Ministerio de Agricultura y Desarrollo Rural, la colaboración de los Centros Provinciales de Gestión Agro empresarial CEPROGAR, C.P.G.A ONSAMO, C.P.G.A RIO FONCE y las diferentes dependencias de atención al sector agropecuario que aun existen en los municipios del Departamento.

Las cifras aquí consignadas son producto de la recolección metódica, sometida a revisión y análisis técnico, ajustada, convalidada y aprobada mediante Consensos Agropecuarios Provinciales, permitiendo que tenga amplia confiabilidad, convirtiendo el documento por espacio de 14 años en una herramienta guía, de consulta y de análisis, que permite dimensionar el peso que tiene el sector primario de la producción Santandereana en el Contexto Nacional Agropecuario.

Sin embargo a pesar de las circunstancias actuales sobre la situación social, la falta de incentivos y de atención al productor agropecuario, en el Departamento de Santander la nueva intención plasmada en el desarrollo de los programas del Plan de Desarrollo Agropecuario – SANTANDER EN SERIO EL GOBIERNO DE LA GENTE, con Programas como: En el campo me quedo y Desarrollo Rural sostenible, entre otros, se propone fortalecer cada uno de los renglones productivos que posicionan a Santander en los primeros lugares dentro del Contexto Nacional de producción como lo son el cacao, caña panelera, tabaco, palma de aceite, mandarina, cítricos, guayaba, piña, aguacate, café, mora y renglones pecuarios como el avícola, bovino, caprino, ovino, porcícola y bufalino.



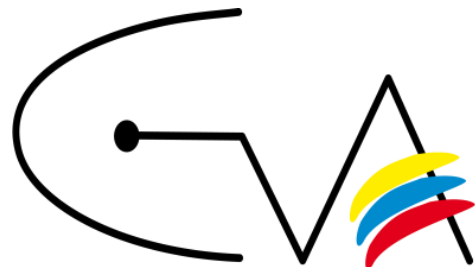
Libertad y Orden  
**Ministerio de Agricultura y Desarrollo Rural**  
República de Colombia

# INFORMACION SECTOR AGRICOLA



**CCI** CORPORACIÓN  
COLOMBIA  
INTERNACIONAL

Sembramos a Colombia por el mundo



Evaluaciones Agropecuarias Municipales



Libertad y Orden  
**Ministerio de Agricultura y Desarrollo Rural**  
República de Colombia

# CULTIVOS TRANSITORIOS

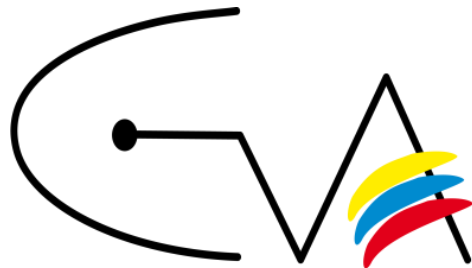
## EVALUACION DEFINITIVA

### SEMESTRE A 2012 Y SEMESTRE B 2012



**CCI** CORPORACIÓN  
COLOMBIA  
INTERNACIONAL

Sembramos a Colombia por el mundo



Evaluaciones Agropecuarias Municipales

**CONSOLIDADO DEPARTAMENTAL DE CULTIVOS TRANSITORIOS AÑO 2012**  
GOBERNACION DE SANTANDER – SECRETARIA DE AGRICULTURA Y DESARROLLO RURAL  
CULTIVOS TRANSITORIOS EVALUACION DEFINITIVA PRIMER SEMESTRE DE 2012 (ENERO 2012 - JUNIO 2012) Y  
SEGUNDO SEMESTRE DE 2012 (JULIO 2012 - DICIEMBRE 2012)

| CULTIVO           | EVALUACION DEFINITIVA SEMESTRE A/2012 |                     |                          |                              | EVALUACION DEFINITIVA SEMESTRE B/2012 |                     |                          |                              |
|-------------------|---------------------------------------|---------------------|--------------------------|------------------------------|---------------------------------------|---------------------|--------------------------|------------------------------|
|                   | AREA SEMBRADA (Ha)                    | AREA COSECHADA (Ha) | PRODUCCION OBTENIDA (Tn) | RENDIMIENTO ESTIMADO (Tn/Ha) | AREA SEMBRADA (Ha)                    | AREA COSECHADA (Ha) | PRODUCCION OBTENIDA (Tn) | RENDIMIENTO ESTIMADO (Tn/Ha) |
| AHUYAMA           | 273,0                                 | 225,0               | 5.470,0                  | 24,31                        | 252,00                                | 241,00              | 6.829,00                 | 28,37                        |
| AJO               | 90,0                                  | 76,0                | 1.009,0                  | 13,27                        | 70,00                                 | 66,00               | 894,00                   | 13,54                        |
| ARROZ             | 550,0                                 | 250,0               | 1.500,0                  | 6,00                         | 330,00                                | 280,00              | 1.480,00                 | 5,28                         |
| ARROZ DE RIEGO    | 400,0                                 | 380,0               | 2.166,0                  | 5,70                         | 450,00                                | 430,00              | 2.451,00                 | 5,70                         |
| ARVEJA            | 325,6                                 | 307,1               | 736,0                    | 2,39                         | 300,00                                | 277,00              | 1.139,50                 | 4,11                         |
| AVENA             | 25,0                                  | 23,0                | 41,0                     | 1,80                         | 20,00                                 | 17,00               | 26,00                    | 1,60                         |
| CEBOLLA DE BULBO  | 19,0                                  | 17,0                | 144,0                    | 8,50                         | 218,00                                | 166,00              | 1.931,00                 | 11,60                        |
| CEBOLLA DE RAMA   | 152,0                                 | 132,0               | 1.230,0                  | 9,27                         | 71,00                                 | 64,00               | 703,20                   | 11,07                        |
| CILANTRO          | 1,0                                   | 1,0                 | 3,0                      | 3,00                         | 11,00                                 | 9,00                | 43,00                    | 4,70                         |
| FRIJOL            | 4.349,5                               | 3.988,8             | 10.387,2                 | 2,60                         | 3.290,00                              | 2.554,00            | 6.085,10                 | 2,38                         |
| HABICHUELA        | 302,6                                 | 296,6               | 4.153,2                  | 14,00                        | 346,60                                | 339,10              | 4.296,50                 | 12,67                        |
| HORTALIZAS VARIAS | 163,0                                 | 144,0               | 946,0                    | 6,60                         | 223,00                                | 211,00              | 1.408,00                 | 6,70                         |
| LECHUGA           | 2,0                                   | 2,0                 | 40,0                     | 20,00                        | 4,00                                  | 4,00                | 80,00                    | 20,00                        |
| MAIZ TECNIFICADO  | 359,0                                 | 284,0               | 2.053,1                  | 7,22                         | 218,00                                | 206,00              | 1.263,00                 | 6,13                         |
| MAIZ TRADICIONAL  | 6.051,3                               | 5.375,7             | 15.113,7                 | 2,81                         | 3.786,00                              | 3.417,60            | 12.239,90                | 3,47                         |
| MELON             | 163,0                                 | 162,0               | 4.789,0                  | 29,65                        | 180,00                                | 178,00              | 4.298,00                 | 24,14                        |

**CONSOLIDADO DEPARTAMENTAL DE CULTIVOS TRANSITORIOS AÑO 2012**  
 GOBERNACION DE SANTANDER – SECRETARIA DE AGRICULTURA Y DESARROLLO RURAL  
 CULTIVOS TRANSITORIOS EVALUACION DEFINITIVA PRIMER SEMESTRE DE 2012 (ENERO 2012 - JUNIO 2012) Y  
 SEGUNDO SEMESTRE DE 2012 (JULIO 2012 - DICIEMBRE 2012)

| CULTIVO       | EVALUACION DEFINITIVA SEMESTRE A/2012 |                     |                          |                              | EVALUACION DEFINITIVA SEMESTRE B/2012 |                     |                          |                              |
|---------------|---------------------------------------|---------------------|--------------------------|------------------------------|---------------------------------------|---------------------|--------------------------|------------------------------|
|               | AREA SEMBRADA (Ha)                    | AREA COSECHADA (Ha) | PRODUCCION OBTENIDA (Tn) | RENDIMIENTO ESTIMADO (Tn/Ha) | AREA SEMBRADA (Ha)                    | AREA COSECHADA (Ha) | PRODUCCION OBTENIDA (Tn) | RENDIMIENTO ESTIMADO (Tn/Ha) |
| PAPA          | 2.353,0                               | 2.199,0             | 48.860,0                 | 22,21                        | 860,23                                | 847,78              | 23.061,55                | 27,20                        |
| PAPA CRIOLLA  | 97,7                                  | 89,5                | 1.203,5                  | 13,44                        | 92,70                                 | 84,50               | 1.487,50                 | 17,60                        |
| PATILLA       | 55,0                                  | 55,0                | 904,0                    | 16,43                        | 74,00                                 | 74,00               | 1.037,00                 | 14,10                        |
| PEPINO        | 105,0                                 | 96,0                | 2.597,0                  | 27,05                        | 85,00                                 | 78,00               | 1.873,00                 | 24,01                        |
| PIMENTON      | 190,5                                 | 172,5               | 2.757,5                  | 15,98                        | 179,00                                | 167,50              | 2.694,00                 | 16,08                        |
| REPOLLO       | 6,0                                   | 6,0                 | 225,0                    | 37,50                        | 7,00                                  | 7,00                | 195,00                   | 27,85                        |
| SORGO (MILLO) | 34,0                                  | 28,0                | 54,0                     | 1,92                         | 86,00                                 | 86,00               | 405,00                   | 4,73                         |
| TABACO RUBIO  | 3.135,5                               | 2.935,0             | 4.337,5                  | 1,47                         | 622,50                                | 586,00              | 844,40                   | 1,44                         |
| TOMATE        | 975,0                                 | 902,3               | 14.819,1                 | 16,60                        | 907,50                                | 820,20              | 21.231,40                | 25,88                        |
| TRIGO         | 107,0                                 | 104,0               | 221,0                    | 2,12                         | 54,00                                 | 51,00               | 65,00                    | 1,26                         |
| ZANAHORIA     | 22,0                                  | 21,0                | 525,0                    | 25,00                        | 17,00                                 | 15,00               | 345,00                   | 23,00                        |
| <b>TOTAL</b>  | <b>20.306,7</b>                       | <b>18.272,5</b>     | <b>153.014,8</b>         |                              | <b>12.754,53</b>                      | <b>11.292,18</b>    | <b>130.789,05</b>        |                              |

## CULTIVOS TRANSITORIOS 2012

### CULTIVO: AHUYAMA

| MUNICIPIO       | EVALUACION DEFINITIVA SEMESTRE A/2012 |                     |                              |                          | EVALUACION DEFINITIVA SEMESTRE B/2012 |                     |                              |                          |
|-----------------|---------------------------------------|---------------------|------------------------------|--------------------------|---------------------------------------|---------------------|------------------------------|--------------------------|
|                 | AREA SEMBRADA (Ha)                    | AREA COSECHADA (Ha) | RENDIMIENTO ESTIMADO (Tn/Ha) | PRODUCCION OBTENIDA (Tn) | AREA SEMBRADA (Ha)                    | AREA COSECHADA (Ha) | RENDIMIENTO ESTIMADO (Tn/Ha) | PRODUCCION OBTENIDA (Tn) |
| BARRANCABERMEJA | 6,75                                  | 5,5                 | 12,00                        | 66,0                     | 13,5                                  | 11,8                | 11,00                        | 129,8                    |
| CHIPATA         | 0,9                                   | 0,7                 | 1,00                         | 0,7                      | 1,0                                   | 0,9                 | 0,66                         | 0,6                      |
| FLORIAN         | 5,0                                   | 4,0                 | 0,80                         | 3,2                      | 5,0                                   | 3,0                 | 0,80                         | 2,4                      |
| GIRON           | 140,0                                 | 120,0               | 28,00                        | 3.360,0                  | 135,0                                 | 132,0               | 28,00                        | 3.696,0                  |
| LEBRIJA         | 50,0                                  | 48,0                | 30,00                        | 1.440,0                  | 52,0                                  | 50,0                | 50,00                        | 2.500,0                  |
| MATANZA         | 2,0                                   | 1,0                 | 10,00                        | 10,0                     | 2,0                                   | 2,0                 | 10,00                        | 20,0                     |
| PALMAR          | 2,0                                   | 2,0                 | 10,00                        | 20,0                     |                                       |                     |                              |                          |
| PARAMO          | 8,0                                   | 8,0                 | 30,00                        | 240,0                    | 5,0                                   | 5,0                 | 30,00                        | 150,0                    |
| RIONEGRO        | 50,0                                  | 30,0                | 10,00                        | 300,0                    | 30,0                                  | 30,0                | 10,00                        | 300,0                    |
| SAN BENITO      | 8,0                                   | 6,0                 | 5,00                         | 30,0                     | 8,0                                   | 6,0                 | 5,00                         | 30,0                     |
| <b>TOTAL</b>    | <b>272,7</b>                          | <b>225,0</b>        | <b>24,31</b>                 | <b>5.470,0</b>           | <b>251,5</b>                          | <b>240,7</b>        | <b>28,37</b>                 | <b>6.828,8</b>           |



**CULTIVO: AJO**

| MUNICIPIO    | EVALUACION DEFINITIVA SEMESTRE A/2012 |                     |                              |                          | EVALUACION DEFINITIVA SEMESTRE B/2012 |                     |                              |                          |
|--------------|---------------------------------------|---------------------|------------------------------|--------------------------|---------------------------------------|---------------------|------------------------------|--------------------------|
|              | AREA SEMBRADA (Ha)                    | AREA COSECHADA (Ha) | RENDIMIENTO ESTIMADO (Tn/Ha) | PRODUCCION OBTENIDA (Tn) | AREA SEMBRADA (Ha)                    | AREA COSECHADA (Ha) | RENDIMIENTO ESTIMADO (Tn/Ha) | PRODUCCION OBTENIDA (Tn) |
| CARCASI      | 20,0                                  | 13,0                | 20,00                        | 260,0                    |                                       |                     |                              |                          |
| CERRITO      | 40,0                                  | 35,0                | 7,00                         | 245,0                    | 30,0                                  | 28,0                | 7,50                         | 210,0                    |
| CONCEPCION   | 30,0                                  | 28,0                | 18,00                        | 504,0                    | 40,0                                  | 38,0                | 18,00                        | 684,0                    |
| <b>TOTAL</b> | <b>90,0</b>                           | <b>76,0</b>         | <b>13,27</b>                 | <b>1.009,0</b>           | <b>70,0</b>                           | <b>66,0</b>         | <b>13,54</b>                 | <b>894,0</b>             |

**CULTIVO: ARROZ**

| MUNICIPIO      | EVALUACION DEFINITIVA SEMESTRE A/2012 |                     |                              |                          | EVALUACION DEFINITIVA SEMESTRE B/2012 |                     |                              |                          |
|----------------|---------------------------------------|---------------------|------------------------------|--------------------------|---------------------------------------|---------------------|------------------------------|--------------------------|
|                | AREA SEMBRADA (Ha)                    | AREA COSECHADA (Ha) | RENDIMIENTO ESTIMADO (Tn/Ha) | PRODUCCION OBTENIDA (Tn) | AREA SEMBRADA (Ha)                    | AREA COSECHADA (Ha) | RENDIMIENTO ESTIMADO (Tn/Ha) | PRODUCCION OBTENIDA (Tn) |
| RIONEGRO       | 550,0                                 | 250,0               | 6,0                          | 1.500,0                  | 80,0                                  | 80,0                | 6,00                         | 480,0                    |
| PUERTO WILCHES |                                       |                     |                              |                          | 250,0                                 | 200,0               | 5,00                         | 1.000,0                  |
| <b>TOTAL</b>   | <b>550,0</b>                          | <b>250,0</b>        | <b>6,0</b>                   | <b>1.500,0</b>           | <b>330,0</b>                          | <b>280,0</b>        | <b>5,28</b>                  | <b>1.480,0</b>           |

**CULTIVO: ARROZ DE RIEGO**

| MUNICIPIO        | EVALUACION DEFINITIVA SEMESTRE A/2012 |                     |                              |                          | EVALUACION DEFINITIVA SEMESTRE B/2012 |                     |                              |                          |
|------------------|---------------------------------------|---------------------|------------------------------|--------------------------|---------------------------------------|---------------------|------------------------------|--------------------------|
|                  | AREA SEMBRADA (Ha)                    | AREA COSECHADA (Ha) | RENDIMIENTO ESTIMADO (Tn/Ha) | PRODUCCION OBTENIDA (Tn) | AREA SEMBRADA (Ha)                    | AREA COSECHADA (Ha) | RENDIMIENTO ESTIMADO (Tn/Ha) | PRODUCCION OBTENIDA (Tn) |
| SABANA DE TORRES | 400,0                                 | 380,0               | 5,70                         | 2.166,0                  | 450,0                                 | 430,0               | 5,70                         | 2.451,0                  |
| <b>TOTAL</b>     | <b>400,0</b>                          | <b>380,0</b>        | <b>5,70</b>                  | <b>2.166,0</b>           | <b>450,0</b>                          | <b>430,0</b>        | <b>5,70</b>                  | <b>2.451,0</b>           |

**CULTIVO: ARVEJA**

| MUNICIPIO              | EVALUACION DEFINITIVA SEMESTRE A/2012 |                     |                              |                          | EVALUACION DEFINITIVA SEMESTRE B/2012 |                     |                              |                          |
|------------------------|---------------------------------------|---------------------|------------------------------|--------------------------|---------------------------------------|---------------------|------------------------------|--------------------------|
|                        | AREA SEMBRADA (Ha)                    | AREA COSECHADA (Ha) | RENDIMIENTO ESTIMADO (Tn/Ha) | PRODUCCION OBTENIDA (Tn) | AREA SEMBRADA (Ha)                    | AREA COSECHADA (Ha) | RENDIMIENTO ESTIMADO (Tn/Ha) | PRODUCCION OBTENIDA (Tn) |
| AGUADA                 |                                       |                     |                              |                          | 2,8                                   | 2,8                 | 1,42                         | 4,0                      |
| CARCASI                | 5,0                                   | 5,0                 | 6,60                         | 33,0                     |                                       |                     |                              |                          |
| CERRITO                | 18,0                                  | 16,0                | 4,00                         | 64,0                     | 15,0                                  | 14,0                | 3,50                         | 49,0                     |
| CHARTA                 | 5,0                                   | 5,0                 | 2,00                         | 10,0                     | 5,0                                   | 5,0                 | 2,00                         | 10,0                     |
| CONFINES               | 36,0                                  | 36,0                | 1,61                         | 58,0                     | 15,0                                  | 15,0                | 1,60                         | 24,0                     |
| EL GUACAMAYO           | 1,6                                   | 1,6                 | 8,13                         | 13,0                     | 1,6                                   | 1,6                 | 8,13                         | 13,0                     |
| ENCINO                 | 42,0                                  | 42,0                | 0,40                         | 17,0                     | 18,0                                  | 18,0                | 0,72                         | 13,0                     |
| FLORIAN                | 3,0                                   | 2,5                 | 0,40                         | 1,0                      | 4,0                                   | 2,0                 | 0,50                         | 1,0                      |
| FLORIDABLANCA          | 15,0                                  | 15,0                | 1,80                         | 27,0                     | 15,0                                  | 15,0                | 1,80                         | 27,0                     |
| GUACA                  |                                       |                     |                              |                          | 70,0                                  | 60,0                | 10,00                        | 600,0                    |
| MACARAVITA             | 8,0                                   | 7,0                 | 1,14                         | 8,0                      | 12,0                                  | 12,0                | 1,41                         | 17,0                     |
| MALAGA                 | 5,0                                   | 5,0                 | 4,00                         | 20,0                     |                                       |                     |                              |                          |
| MATANZA                | 8,0                                   | 5,0                 | 2,20                         | 11,0                     | 9,0                                   | 8,5                 | 2,11                         | 18,0                     |
| ONZAGA                 | 10,0                                  | 10,0                | 2,00                         | 20,0                     | 18,0                                  | 18,0                | 2,00                         | 36,0                     |
| PARAMO                 | 10,0                                  | 10,0                | 2,00                         | 20,0                     | 8,0                                   | 8,0                 | 2,00                         | 16,0                     |
| PIEDRECUESTA           | 49,0                                  | 49,0                | 2,00                         | 98,0                     | 45,0                                  | 45,0                | 2,00                         | 90,0                     |
| SAN ANDRES             | 15,0                                  | 12,0                | 3,00                         | 36,0                     | 5,0                                   | 4,0                 | 3,00                         | 12,0                     |
| SANTA BARBARA          | 27,0                                  | 26,0                | 6,00                         | 156,0                    | 19,0                                  | 18,0                | 6,00                         | 108,0                    |
| SAN VICENTE DE CHUCURI | 6,0                                   | 4,0                 | 15,00                        | 60,0                     | 6,0                                   | 4,0                 | 15,0                         | 60,0                     |
| TONA                   | 45,0                                  | 40,0                | 1,30                         | 52,0                     | 20,0                                  | 15,0                | 1,3                          | 19,5                     |
| ZAPATOCA               | 17,0                                  | 16,0                | 2,00                         | 32,0                     | 12,0                                  | 11,0                | 2,00                         | 22,0                     |
| <b>TOTAL</b>           | <b>325,6</b>                          | <b>307,1</b>        | <b>2,39</b>                  | <b>736,0</b>             | <b>300,4</b>                          | <b>277,0</b>        | <b>4,11</b>                  | <b>1.139,5</b>           |

**CULTIVO: CEBADA**

| MUNICIPIO           | EVALUACION DEFINITIVA SEMESTRE A/2012 |                     |                              |                          | EVALUACION DEFINITIVA SEMESTRE B/2012 |                     |                              |                          |
|---------------------|---------------------------------------|---------------------|------------------------------|--------------------------|---------------------------------------|---------------------|------------------------------|--------------------------|
|                     | AREA SEMBRADA (Ha)                    | AREA COSECHADA (Ha) | RENDIMIENTO ESTIMADO (Tn/Ha) | PRODUCCION OBTENIDA (Tn) | AREA SEMBRADA (Ha)                    | AREA COSECHADA (Ha) | RENDIMIENTO ESTIMADO (Tn/Ha) | PRODUCCION OBTENIDA (Tn) |
| CERRITO             | 25,0                                  | 23,0                | 1,8                          | 41,4                     | 12,0                                  | 10,0                | 1,8                          | 18,0                     |
| SAN JOSE DE MIRANDA |                                       |                     |                              |                          | 8,0                                   | 7,0                 | 1,2                          | 8,4                      |
| <b>TOTAL</b>        | <b>25,0</b>                           | <b>23,0</b>         | <b>1,8</b>                   | <b>41,4</b>              | <b>20,0</b>                           | <b>17,0</b>         | <b>1,6</b>                   | <b>26,4</b>              |

**CULTIVO: CEBOLLA DE BULBO**

| MUNICIPIO     | EVALUACION DEFINITIVA SEMESTRE A/2012 |                     |                              |                          | EVALUACION DEFINITIVA SEMESTRE B/2012 |                     |                              |                          |
|---------------|---------------------------------------|---------------------|------------------------------|--------------------------|---------------------------------------|---------------------|------------------------------|--------------------------|
|               | AREA SEMBRADA (Ha)                    | AREA COSECHADA (Ha) | RENDIMIENTO ESTIMADO (Tn/Ha) | PRODUCCION OBTENIDA (Tn) | AREA SEMBRADA (Ha)                    | AREA COSECHADA (Ha) | RENDIMIENTO ESTIMADO (Tn/Ha) | PRODUCCION OBTENIDA (Tn) |
| CONCEPCION    | 8,0                                   | 7,0                 | 12,0                         | 84,0                     | 8,0                                   | 7,0                 | 8,0                          | 56,0                     |
| GUACA         |                                       |                     |                              |                          | 200,0                                 | 150,0               | 12,0                         | 1.800,0                  |
| MACARAVITA    |                                       |                     |                              |                          | 4,0                                   | 4,0                 | 10,0                         | 40,0                     |
| MALAGA        | 2,0                                   | 2,0                 | 2,0                          | 4,0                      |                                       |                     |                              |                          |
| SANTA BARBARA | 9,0                                   | 8,0                 | 7,0                          | 56,0                     | 6,0                                   | 5,0                 | 7,0                          | 35,0                     |
| <b>TOTAL</b>  | <b>19,0</b>                           | <b>17,0</b>         | <b>8,5</b>                   | <b>144,0</b>             | <b>218,0</b>                          | <b>166,0</b>        | <b>11,6</b>                  | <b>1.931,0</b>           |

**CULTIVO: CEBOLLA DE RAMA**

| MUNICIPIO              | EVALUACION DEFINITIVA SEMESTRE A/2012 |                     |                              |                          | EVALUACION DEFINITIVA SEMESTRE B/2012 |                     |                              |                          |
|------------------------|---------------------------------------|---------------------|------------------------------|--------------------------|---------------------------------------|---------------------|------------------------------|--------------------------|
|                        | AREA SEMBRADA (Ha)                    | AREA COSECHADA (Ha) | RENDIMIENTO ESTIMADO (Tn/Ha) | PRODUCCION OBTENIDA (Tn) | AREA SEMBRADA (Ha)                    | AREA COSECHADA (Ha) | RENDIMIENTO ESTIMADO (Tn/Ha) | PRODUCCION OBTENIDA (Tn) |
| BARICHARA              | 4,5                                   | 4,3                 | 30,00                        | 129,0                    | 6,0                                   | 5,7                 | 30,00                        | 171,0                    |
| BETULIA                |                                       |                     |                              |                          | 3,0                                   | 3,0                 | 10,40                        | 31,2                     |
| BOLIVAR                | 18,0                                  | 7,0                 | 19,00                        | 133,0                    | 12,0                                  | 10,0                | 10,00                        | 100,0                    |
| BUCARAMANGA            | 10,0                                  | 24,0                | 1,00                         | 24,0                     | 6,0                                   | 5,0                 | 0,80                         | 4,0                      |
| CONCEPCION             | 2,0                                   | 2,0                 | 8,00                         | 16,0                     | 2,5                                   | 2,5                 | 8,00                         | 20,0                     |
| CERRITO                |                                       |                     |                              |                          | 7,0                                   | 6,0                 | 10,00                        | 60,0                     |
| EL CARMEN DE CHUCURI   |                                       |                     |                              |                          | 2,0                                   | 2,0                 | 1,50                         | 3,0                      |
| EL GUACAMAYO           | 3,0                                   | 2,8                 | 4,00                         | 11,2                     | 3,0                                   | 2,8                 | 4,00                         | 11,2                     |
| EL PEÑON               | 4,0                                   | 1,0                 | 17,00                        | 17,0                     | 4,0                                   | 2,0                 | 17,00                        | 34,0                     |
| GUACA                  | 60,0                                  | 60,0                | 10,00                        | 600,0                    |                                       |                     |                              |                          |
| MALAGA                 | 5,0                                   | 5,0                 | 7,00                         | 35,0                     |                                       |                     |                              |                          |
| OIBA                   | 7,0                                   | 7,0                 | 8,00                         | 56,0                     | 7,0                                   | 7,0                 | 8,00                         | 56,0                     |
| SANTA BARBARA          | 26,0                                  | 8,0                 | 4,00                         | 32,0                     |                                       |                     |                              |                          |
| SAN VICENTE DE CHUCURI | 10,0                                  | 9,0                 | 15,20                        | 136,8                    | 10,0                                  | 9,0                 | 15,20                        | 136,8                    |
| VETAS                  | 2,5                                   | 2,5                 | 16,00                        | 40,0                     | 2,5                                   | 2,5                 | 16,00                        | 40,0                     |
| ZAPATOCA               |                                       |                     |                              |                          | 6,0                                   | 6,0                 | 6,00                         | 36,0                     |
| <b>TOTAL</b>           | <b>152,0</b>                          | <b>132,6</b>        | <b>9,27</b>                  | <b>1.230,0</b>           | <b>71,0</b>                           | <b>63,5</b>         | <b>11,07</b>                 | <b>703,2</b>             |

**CULTIVO: CILANTRO**

| MUNICIPIO    | EVALUACION DEFINITIVA SEMESTRE A/2012 |                     |                                |                          | EVALUACION DEFINITIVA SEMESTRE B/2012 |                     |                                |                          |
|--------------|---------------------------------------|---------------------|--------------------------------|--------------------------|---------------------------------------|---------------------|--------------------------------|--------------------------|
|              | AREA SEMBRADA (Ha)                    | AREA COSECHADA (Ha) | RENDIMIENTO O ESTIMADO (Tn/Ha) | PRODUCCION OBTENIDA (Tn) | AREA SEMBRADA (Ha)                    | AREA COSECHADA (Ha) | RENDIMIENTO O ESTIMADO (Tn/Ha) | PRODUCCION OBTENIDA (Tn) |
| GUACA        |                                       |                     |                                |                          | 10,0                                  | 8,0                 | 5,0                            | 40,0                     |
| SUCRE        | 1,0                                   | 1,0                 | 3,0                            | 3,0                      | 1,0                                   | 1,0                 | 3,0                            | 3,0                      |
| <b>TOTAL</b> | <b>1,0</b>                            | <b>1,0</b>          | <b>3,0</b>                     | <b>3,0</b>               | <b>11,0</b>                           | <b>9,0</b>          | <b>4,7</b>                     | <b>43,0</b>              |

**CULTIVO: FRIJOL**

| MUNICIPIO            | EVALUACION DEFINITIVA SEMESTRE A/2012 |                     |                              |                          | EVALUACION DEFINITIVA SEMESTRE B/2012 |                     |                              |                          |
|----------------------|---------------------------------------|---------------------|------------------------------|--------------------------|---------------------------------------|---------------------|------------------------------|--------------------------|
|                      | AREA SEMBRADA (Ha)                    | AREA COSECHADA (Ha) | RENDIMIENTO ESTIMADO (Tn/Ha) | PRODUCCION OBTENIDA (Tn) | AREA SEMBRADA (Ha)                    | AREA COSECHADA (Ha) | RENDIMIENTO ESTIMADO (Tn/Ha) | PRODUCCION OBTENIDA (Tn) |
| AGUADA               | 5,5                                   | 4,8                 | 1,75                         | 8,4                      | 9,8                                   | 9,5                 | 1,98                         | 18,9                     |
| ARATOCA              | 70,0                                  | 70,0                | 1,30                         | 91,0                     | 65,0                                  | 65,0                | 1,30                         | 84,5                     |
| BARBOSA              | 30,0                                  | 30,0                | 3,00                         | 90,0                     | 30,0                                  | 30,0                | 3,00                         | 90,0                     |
| BARICHARA            | 395,0                                 | 387,0               | 0,90                         | 348,3                    | 350,0                                 | 345,0               | 0,95                         | 327,8                    |
| BETULIA              |                                       |                     |                              |                          | 38,0                                  | 38,0                | 1,80                         | 68,4                     |
| BOLIVAR              | 19,0                                  | 16,0                | 3,00                         | 48,0                     | 13,0                                  | 12,0                | 3,00                         | 36,0                     |
| BUCARAMANGA          | 5,0                                   | 5,0                 | 2,00                         | 10,0                     | 3,0                                   | 3,0                 | 2,00                         | 6,0                      |
| CAPITANEJO           | 5,0                                   | 5,0                 | 1,80                         | 9,0                      | 8,0                                   | 8,0                 | 1,80                         | 14,4                     |
| CARCASI              | 200,0                                 | 190,0               | 3,30                         | 627,0                    |                                       |                     |                              |                          |
| CERRITO              | 12,0                                  | 10,0                | 1,50                         | 15,0                     | 8,0                                   | 7,0                 | 1,30                         | 9,1                      |
| CHARALA              | 14,0                                  | 12,0                | 1,10                         | 13,2                     | 10,0                                  | 8,0                 | 1,70                         | 13,6                     |
| CHARTA               | 3,0                                   | 3,0                 | 1,00                         | 3,0                      | 2,0                                   | 2,0                 | 1,00                         | 2,0                      |
| CONCEPCION           | 24,0                                  | 22,0                | 2,55                         | 56,1                     | 17,0                                  | 17,0                | 2,50                         | 42,5                     |
| CONFINES             | 12,0                                  | 12,0                | 1,50                         | 18,0                     | 4,0                                   | 4,0                 | 15,00                        | 60,0                     |
| COROMORO             | 8,0                                   | 6,0                 | 1,50                         | 9,0                      | 7,0                                   | 5,0                 | 1,50                         | 7,5                      |
| CURITI               | 660,0                                 | 550,0               | 1,10                         | 605,0                    | 660,0                                 | 55,0                | 11,00                        | 605,0                    |
| EL CARMEN DE CHUCURI |                                       |                     |                              |                          | 5,0                                   | 5,0                 | 2,40                         | 12,0                     |
| ENCISO               | 32,0                                  | 30,0                | 1,00                         | 30,0                     | 80,0                                  | 70,0                | 2,00                         | 140,0                    |
| FLORIAN              | 15,0                                  | 11,0                | 0,20                         | 2,2                      | 2,0                                   | 2,0                 | 0,20                         | 0,4                      |
| GUACA                | 15,0                                  | 15,0                | 3,00                         | 45,0                     |                                       |                     |                              |                          |
| GUADALUPE            | 10,0                                  | 8,0                 | 1,00                         | 8,0                      | 8,0                                   | 7,0                 | 1,00                         | 7,0                      |
| GUAPOTA              | 3,0                                   | 3,0                 | 1,00                         | 3,0                      | 2,0                                   | 2,0                 | 1,00                         | 2,0                      |
| GUEPSA               | 10,0                                  | 9,0                 | 20,00                        | 180,0                    | 10,0                                  | 9,0                 | 20,00                        | 180,0                    |
| HATO                 | 2,0                                   | 2,0                 | 1,50                         | 3,0                      | 1,0                                   | 0,8                 | 1,00                         | 0,8                      |
| JORDAN               | 20,0                                  | 20,0                | 2,20                         | 44,0                     | 20,0                                  | 20,0                | 2,20                         | 44,0                     |
| LA PAZ               | 7,0                                   | 6,5                 | 0,76                         | 5,0                      | 7,0                                   | 3,5                 | 1,42                         | 5,0                      |

**CULTIVO: FRIJOL**

| MUNICIPIO           | EVALUACION DEFINITIVA SEMESTRE A/2012 |                     |                              |                          | EVALUACION DEFINITIVA SEMESTRE B/2012 |                     |                              |                          |
|---------------------|---------------------------------------|---------------------|------------------------------|--------------------------|---------------------------------------|---------------------|------------------------------|--------------------------|
|                     | AREA SEMBRADA (Ha)                    | AREA COSECHADA (Ha) | RENDIMIENTO ESTIMADO (Tn/Ha) | PRODUCCION OBTENIDA (Tn) | AREA SEMBRADA (Ha)                    | AREA COSECHADA (Ha) | RENDIMIENTO ESTIMADO (Tn/Ha) | PRODUCCION OBTENIDA (Tn) |
| MACARAVITA          | 60,0                                  | 60,0                | 0,90                         | 54,0                     | 18,0                                  | 18,0                | 1,00                         | 18,0                     |
| MALAGA              | 35,0                                  | 35,0                | 1,50                         | 52,5                     | 70,0                                  | 70,0                | 1,50                         | 105,0                    |
| MOGOTES             | 14,0                                  | 9,0                 | 1,50                         | 13,5                     | 13,0                                  | 12,3                | 1,49                         | 18,4                     |
| MOLAGAVITA          | 60,0                                  | 30,0                | 1,30                         | 39,0                     | 53,0                                  | 50,0                | 1,00                         | 50,0                     |
| OCAMONTE            | 170,0                                 | 163,0               | 1,00                         | 163,0                    | 150,0                                 | 148,0               | 1,00                         | 148,0                    |
| OIBA                | 3,0                                   | 3,0                 | 1,10                         | 3,3                      | 3,0                                   | 3,0                 | 1,10                         | 3,3                      |
| ONZAGA              | 20,0                                  | 18,0                | 1,60                         | 28,8                     | 22,0                                  | 20,0                | 1,60                         | 32,0                     |
| PALMAS DEL SOCORRO  | 24,0                                  | 24,0                | 1,00                         | 24,0                     | 5,0                                   | 5,0                 | 1,00                         | 5,0                      |
| PARAMO              | 10,0                                  | 10,0                | 1,50                         | 15,0                     | 7,0                                   | 7,0                 | 1,50                         | 10,5                     |
| PIEDRECUESTA        | 47,0                                  | 47,0                | 2,00                         | 94,0                     | 51,0                                  | 51,0                | 2,00                         | 102,0                    |
| PINCHOTE            | 17,0                                  | 17,0                | 1,80                         | 30,6                     | 6,0                                   | 6,0                 | 1,80                         | 108,0                    |
| PUENTE NACIONAL     | 13,0                                  | 12,0                | 1,58                         | 19,0                     | 13,0                                  | 13,0                | 1,62                         | 21,1                     |
| PUERTO WILCHES      | 190,0                                 | 170,0               | 31,20                        | 5.304,0                  | 20,0                                  | 10,0                | 15,00                        | 150,0                    |
| RIONEGRO            | 100,0                                 | 100,0               | 1,80                         | 180,0                    | 50,0                                  | 50,0                | 1,80                         | 90,0                     |
| SAN ANDRES          | 250,0                                 | 230,0               | 1,20                         | 276,0                    | 184,0                                 | 180,0               | 12,00                        | 2.160,0                  |
| SAN GIL             | 618,0                                 | 518,0               | 0,60                         | 310,8                    | 317,0                                 | 255,0               | 0,80                         | 204,0                    |
| SAN JOAQUIN         | 45,0                                  | 43,0                | 0,80                         | 34,4                     |                                       |                     |                              |                          |
| SAN JOSE DE MIRANDA | 110,0                                 | 104,0               | 2,40                         | 249,6                    | 50,0                                  | 44,0                | 2,40                         | 105,6                    |
| SAN MIGUEL          | 128,5                                 | 125,0               | 1,00                         | 125,0                    | 105,5                                 | 100,0               | 1,00                         | 100,0                    |
| SANTA BARBARA       | 57,0                                  | 54,0                | 4,40                         | 237,6                    |                                       |                     |                              |                          |
| SIMACOTA            | 9,0                                   | 8,0                 | 0,80                         | 6,4                      | 1,5                                   | 1,3                 | 0,76                         | 1,0                      |
| SOCORRO             | 10,0                                  | 5,0                 | 1,50                         | 7,5                      | 3,0                                   | 2,0                 | 5,00                         | 10,0                     |

**CULTIVO: FRIJOL**

| MUNICIPIO         | EVALUACION DEFINITIVA SEMESTRE A/2012 |                     |                              |                          | EVALUACION DEFINITIVA SEMESTRE B/2012 |                     |                              |                          |
|-------------------|---------------------------------------|---------------------|------------------------------|--------------------------|---------------------------------------|---------------------|------------------------------|--------------------------|
|                   | AREA SEMBRADA (Ha)                    | AREA COSECHADA (Ha) | RENDIMIENTO ESTIMADO (Tn/Ha) | PRODUCCION OBTENIDA (Tn) | AREA SEMBRADA (Ha)                    | AREA COSECHADA (Ha) | RENDIMIENTO ESTIMADO (Tn/Ha) | PRODUCCION OBTENIDA (Tn) |
| SUAITA            | 28,0                                  | 27,0                | 1,88                         | 51,0                     | 30,0                                  | 29,0                | 1,90                         | 55,1                     |
| SUCRE             | 5,0                                   | 5,0                 | 2,00                         | 10,0                     | 5,0                                   | 5,0                 | 2,00                         | 10,0                     |
| SURATA            | 5,0                                   | 5,0                 | 1,20                         | 6,0                      | 5,0                                   | 5,0                 | 1,20                         | 6,0                      |
| TONA              | 7,0                                   | 6,0                 | 1,30                         | 7,80                     | 5,0                                   | 4,0                 | 1,30                         | 5,2                      |
| VALLE DE SAN JOSE | 20,0                                  | 18,0                | 1,50                         | 27,0                     | 25,0                                  | 20,0                | 1,80                         | 36,0                     |
| VILLANUEVA        | 700,0                                 | 700,0               | 1,00                         | 700,0                    | 700,0                                 | 700,0               | 1,00                         | 700,0                    |
| ZAPATOCA          | 16,0                                  | 15,5                | 3,00                         | 46,5                     | 18,0                                  | 18,0                | 3,00                         | 54,0                     |
| <b>TOTAL</b>      | <b>4.349.5</b>                        | <b>3.988.8</b>      | <b>2,60</b>                  | <b>10.387.2</b>          | <b>3.289.8</b>                        | <b>2.554.4</b>      | <b>2.38</b>                  | <b>6.085.1</b>           |

**CULTIVO: HABICHUELA**

| MUNICIPIO     | EVALUACION DEFINITIVA SEMESTRE A/2012 |                     |                              |                          | EVALUACION DEFINITIVA SEMESTRE B/2012 |                     |                              |                          |
|---------------|---------------------------------------|---------------------|------------------------------|--------------------------|---------------------------------------|---------------------|------------------------------|--------------------------|
|               | AREA SEMBRADA (Ha)                    | AREA COSECHADA (Ha) | RENDIMIENTO ESTIMADO (Tn/Ha) | PRODUCCION OBTENIDA (Tn) | AREA SEMBRADA (Ha)                    | AREA COSECHADA (Ha) | RENDIMIENTO ESTIMADO (Tn/Ha) | PRODUCCION OBTENIDA (Tn) |
| BARBOSA       | 15,0                                  | 15,0                | 6,00                         | 90,00                    | 18,0                                  | 18,0                | 6,00                         | 108,00                   |
| BUCARAMANGA   | 10,0                                  | 10,0                | 25,00                        | 250,00                   | 10,0                                  | 8,0                 | 25,00                        | 200,00                   |
| CEPITA        |                                       |                     |                              |                          | 50,0                                  | 50,0                | 5,00                         | 250,00                   |
| CONFINES      | 30,0                                  | 30,0                | 7,00                         | 210,00                   | 30,0                                  | 30,0                | 10,00                        | 300,00                   |
| EL GUACAMAYO  | 1,6                                   | 1,6                 | 8,00                         | 12,80                    | 1,6                                   | 1,6                 | 8,00                         | 12,80                    |
| FLORIAN       |                                       |                     |                              |                          | 2,0                                   | 2,0                 | 0,60                         | 1,20                     |
| FLORIDABLANCA | 35,0                                  | 35,0                | 10,00                        | 350,00                   | 35,0                                  | 35,0                | 10,00                        | 350,00                   |
| GAMBITA       | 2,0                                   | 2,0                 | 6,00                         | 12,00                    | 2,0                                   | 2,0                 | 60,00                        | 120,00                   |
| LEBRIJA       | 25,0                                  | 25,0                | 55,00                        | 1.375,00                 | 30,0                                  | 25,0                | 55,00                        | 1.375,00                 |
| MATANZA       | 9,0                                   | 7,0                 | 2,20                         | 15,40                    | 8,0                                   | 7,5                 | 2,20                         | 16,50                    |

**CULTIVO: HABICHUELA**

| MUNICIPIO              | EVALUACION DEFINITIVA SEMESTRE A/2012 |                     |                              |                          | EVALUACION DEFINITIVA SEMESTRE B/2012 |                     |                              |                          |
|------------------------|---------------------------------------|---------------------|------------------------------|--------------------------|---------------------------------------|---------------------|------------------------------|--------------------------|
|                        | AREA SEMBRADA (Ha)                    | AREA COSECHADA (Ha) | RENDIMIENTO ESTIMADO (Tn/Ha) | PRODUCCION OBTENIDA (Tn) | AREA SEMBRAD A (Ha)                   | AREA COSECHADA (Ha) | RENDIMIENTO ESTIMADO (Tn/Ha) | PRODUCCION OBTENIDA (Tn) |
| OIBA                   | 11,0                                  | 10,0                | 4,00                         | 40,00                    | 12,0                                  | 11,0                | 4,00                         | 44,00                    |
| PARAMO                 | 30,0                                  | 30,0                | 12,00                        | 360,00                   | 25,0                                  | 25,0                | 12,00                        | 300,00                   |
| PIEDRECUESTA           | 45,0                                  | 45,0                | 7,20                         | 324,00                   | 50,0                                  | 50,0                | 7,20                         | 360,00                   |
| RIONEGRO               | 55,0                                  | 55,0                | 15,00                        | 825,00                   | 35,0                                  | 35,0                | 15,00                        | 525,00                   |
| SAN VICENTE DE CHUCURI | 5,0                                   | 4,0                 | 10,00                        | 40,00                    | 5,0                                   | 3,0                 | 10,00                        | 30,00                    |
| TONA                   | 4,0                                   | 4,0                 | 9,00                         | 36,00                    | 2,0                                   | 2,0                 | 9,00                         | 18,00                    |
| VALLE DE SAN JOSE      | 15,0                                  | 14,0                | 12,00                        | 168,00                   | 20,0                                  | 15,0                | 14,00                        | 210,00                   |
| ZAPATOCA               | 10,0                                  | 9,0                 | 5,00                         | 45,00                    | 19,0                                  | 19,0                | 4,00                         | 76,00                    |
| <b>TOTAL</b>           | <b>302,6</b>                          | <b>296,6</b>        | <b>14,00</b>                 | <b>4.153,2</b>           | <b>346,6</b>                          | <b>339,1</b>        | <b>12,67</b>                 | <b>4.296,5</b>           |

**CULTIVO: HORTALIZAS VARIAS**

| MUNICIPIO            | EVALUACION DEFINITIVA SEMESTRE A/2012 |                     |                              |                          | EVALUACION DEFINITIVA SEMESTRE B/2012 |                     |                              |                          |
|----------------------|---------------------------------------|---------------------|------------------------------|--------------------------|---------------------------------------|---------------------|------------------------------|--------------------------|
|                      | AREA SEMBRADA (Ha)                    | AREA COSECHADA (Ha) | RENDIMIENTO ESTIMADO (Tn/Ha) | PRODUCCION OBTENIDA (Tn) | AREA SEMBRADA (Ha)                    | AREA COSECHADA (Ha) | RENDIMIENTO ESTIMADO (Tn/Ha) | PRODUCCION OBTENIDA (Tn) |
| BARBOSA              | 15,0                                  | 15,0                | 4,0                          | 60,0                     | 15,0                                  | 15,0                | 4,0                          | 60,0                     |
| BETULIA              |                                       |                     |                              |                          | 55,0                                  | 53,0                | 6,0                          | 318,0                    |
| CERRITO              | 30,0                                  | 25,0                | 5,0                          | 125,0                    | 22,0                                  | 20,0                | 6,0                          | 120,0                    |
| EL CARMEN DE CHUCURI |                                       |                     |                              |                          | 30,0                                  | 25,0                | 3,6                          | 90,0                     |
| GUEPSA               | 0,5                                   | 0,5                 | 1,0                          | 0,5                      | 0,5                                   | 0,5                 | 1,0                          | 0,5                      |
| MALAGA               | 4,0                                   | 4,0                 | 4,0                          | 16,0                     |                                       |                     |                              |                          |
| PALMAR               | 0,5                                   | 0,5                 | 10,0                         | 5,0                      | 5,0                                   | 5,0                 | 1,0                          | 5,0                      |



**CULTIVO: HORTALIZAS VARIAS**

| MUNICIPIO    | EVALUACION DEFINITIVA SEMESTRE A/2012 |                     |                              |                          | EVALUACION DEFINITIVA SEMESTRE B/2012 |                     |                              |                          |
|--------------|---------------------------------------|---------------------|------------------------------|--------------------------|---------------------------------------|---------------------|------------------------------|--------------------------|
|              | AREA SEMBRADA (Ha)                    | AREA COSECHADA (Ha) | RENDIMIENTO ESTIMADO (Tn/Ha) | PRODUCCION OBTENIDA (Tn) | AREA SEMBRADA (Ha)                    | AREA COSECHADA (Ha) | RENDIMIENTO ESTIMADO (Tn/Ha) | PRODUCCION OBTENIDA (Tn) |
| PIEDRECUESTA | 28,0                                  | 28,0                | 20,0                         | 560,0                    | 32,0                                  | 32,0                | 20,0                         | 640,0                    |
| SAN ANDRES   | 70,0                                  | 60,0                | 1,0                          | 60,0                     | 50,0                                  | 48,0                | 1,0                          | 48,0                     |
| SAN GIL      | 10,0                                  | 6,0                 | 9,0                          | 54,0                     | 8,0                                   | 7,0                 | 8,0                          | 56,0                     |
| SURATA       | 4,0                                   | 4,0                 | 17,5                         | 70,0                     | 4,0                                   | 4,0                 | 17,5                         | 70,0                     |
| VETAS        | 1,0                                   | 1,0                 | 0,4                          | 0,4                      | 1,0                                   | 1,0                 | 0,4                          | 0,4                      |
| <b>TOTAL</b> | <b>163,0</b>                          | <b>144,0</b>        | <b>6,6</b>                   | <b>950,9</b>             | <b>222,5</b>                          | <b>211,0</b>        | <b>6,7</b>                   | <b>1.408,0</b>           |

**CULTIVO: LECHUGA**

| MUNICIPIO    | EVALUACION DEFINITIVA SEMESTRE A/2012 |                     |                              |                          | EVALUACION DEFINITIVA SEMESTRE B/2012 |                     |                              |                          |
|--------------|---------------------------------------|---------------------|------------------------------|--------------------------|---------------------------------------|---------------------|------------------------------|--------------------------|
|              | AREA SEMBRADA (Ha)                    | AREA COSECHADA (Ha) | RENDIMIENTO ESTIMADO (Tn/Ha) | PRODUCCION OBTENIDA (Tn) | AREA SEMBRADA (Ha)                    | AREA COSECHADA (Ha) | RENDIMIENTO ESTIMADO (Tn/Ha) | PRODUCCION OBTENIDA (Tn) |
| BUCARAMANGA  | 2,0                                   | 2,0                 | 20,00                        | 40,00                    | 4,0                                   | 4,0                 | 20,00                        | 80,00                    |
| <b>TOTAL</b> | <b>2,0</b>                            | <b>2,0</b>          | <b>20,00</b>                 | <b>40,00</b>             | <b>4,0</b>                            | <b>4,0</b>          | <b>20,00</b>                 | <b>80,00</b>             |

**CULTIVO: MAIZ TECNIFICADO**

| MUNICIPIO       | EVALUACION DEFINITIVA SEMESTRE A/2012 |                     |                              |                          | EVALUACION DEFINITIVA SEMESTRE B/2012 |                     |                              |                          |
|-----------------|---------------------------------------|---------------------|------------------------------|--------------------------|---------------------------------------|---------------------|------------------------------|--------------------------|
|                 | AREA SEMBRADA (Ha)                    | AREA COSECHADA (Ha) | RENDIMIENTO ESTIMADO (Tn/Ha) | PRODUCCION OBTENIDA (Tn) | AREA SEMBRADA (Ha)                    | AREA COSECHADA (Ha) | RENDIMIENTO ESTIMADO (Tn/Ha) | PRODUCCION OBTENIDA (Tn) |
| ARATOCA         | 40,0                                  | 40,0                | 2,10                         | 84,0                     | 40,0                                  | 40,0                | 2,20                         | 88,0                     |
| BARRANCABERMEJA | 37,0                                  | 35,0                | 5,50                         | 192,5                    |                                       |                     |                              |                          |
| CIMITARRA       | 30,0                                  | 27,0                | 11,00                        | 297,0                    | 40,0                                  | 36,0                | 10,00                        | 360,0                    |

**CULTIVO: MAIZ TECNIFICADO**

| MUNICIPIO        | EVALUACION DEFINITIVA SEMESTRE A/2012 |                     |                              |                          | EVALUACION DEFINITIVA SEMESTRE B/2012 |                     |                              |                          |
|------------------|---------------------------------------|---------------------|------------------------------|--------------------------|---------------------------------------|---------------------|------------------------------|--------------------------|
|                  | AREA SEMBRADA (Ha)                    | AREA COSECHADA (Ha) | RENDIMIENTO ESTIMADO (Tn/Ha) | PRODUCCION OBTENIDA (Tn) | AREA SEMBRADA (Ha)                    | AREA COSECHADA (Ha) | RENDIMIENTO ESTIMADO (Tn/Ha) | PRODUCCION OBTENIDA (Tn) |
| CONCEPCION       | 7,0                                   | 6,0                 | 1,10                         | 6,6                      | 7,0                                   | 5,0                 | 1,00                         | 5,0                      |
| GUADALUPE        | 10,0                                  | 8,0                 | 6,00                         | 48,0                     | 6,0                                   | 5,0                 | 6,00                         | 30,0                     |
| RIONEGRO         | 110,0                                 | 50,0                | 8,00                         | 400,0                    | 60,0                                  | 60,0                | 8,00                         | 480,0                    |
| SABANA DE TORRES | 65,0                                  | 60,0                | 5,00                         | 300,0                    | 65,0                                  | 60,0                | 5,00                         | 300,0                    |
| SAN ANDRES       | 60,0                                  | 58,0                | 12,50                        | 725,0                    |                                       |                     |                              |                          |
| <b>TOTAL</b>     | <b>359,0</b>                          | <b>284,0</b>        | <b>7,22</b>                  | <b>2.053,1</b>           | <b>218,0</b>                          | <b>206,0</b>        | <b>6,13</b>                  | <b>1.263,0</b>           |

**CULTIVO: MAIZ TRADICIONAL**

| MUNICIPIO       | EVALUACION DEFINITIVA SEMESTRE A/2012 |                     |                              |                          | EVALUACION DEFINITIVA SEMESTRE B/2012 |                     |                              |                          |
|-----------------|---------------------------------------|---------------------|------------------------------|--------------------------|---------------------------------------|---------------------|------------------------------|--------------------------|
|                 | AREA SEMBRADA (Ha)                    | AREA COSECHADA (Ha) | RENDIMIENTO ESTIMADO (Tn/Ha) | PRODUCCION OBTENIDA (Tn) | AREA SEMBRADA (Ha)                    | AREA COSECHADA (Ha) | RENDIMIENTO ESTIMADO (Tn/Ha) | PRODUCCION OBTENIDA (Tn) |
| AGUADA          | 97,0                                  | 90,0                | 1,90                         | 171,0                    |                                       |                     |                              |                          |
| ALBANIA         | 10,0                                  | 10,0                | 14,00                        | 140,0                    |                                       |                     |                              |                          |
| ARATOCA         | 40,0                                  | 40,0                | 1,90                         | 76,0                     | 30,0                                  | 30,0                | 1,90                         | 57,0                     |
| BARBOSA         | 23,0                                  | 23,0                | 3,50                         | 80,5                     | 23,0                                  | 23,0                | 3,50                         | 80,5                     |
| BARICHARA       | 89,0                                  | 84,0                | 3,00                         | 252,0                    | 91,0                                  | 88,0                | 3,00                         | 264,0                    |
| BARRANCABERMEJA | 117,8                                 | 113,4               | 2,50                         | 283,5                    | 214,0                                 | 212,5               | 2,80                         | 595,0                    |
| BETULIA         |                                       |                     |                              |                          | 90,0                                  | 90,0                | 1,90                         | 171,0                    |
| BOLIVAR         | 10,0                                  | 9,0                 | 1,50                         | 13,5                     | 38,0                                  | 36,0                | 1,70                         | 61,2                     |
| BUCARAMANGA     | 26,0                                  | 23,0                | 1,20                         | 27,6                     | 6,0                                   | 5,0                 | 2,00                         | 10,0                     |
| CABRERA         | 50,0                                  | 45,0                | 0,80                         | 36,0                     |                                       |                     |                              |                          |
| CALIFORNIA      | 3,0                                   | 3,0                 | 3,00                         | 9,0                      |                                       |                     |                              |                          |
| CAPITANEJO      | 15,0                                  | 15,0                | 3,20                         | 48,0                     | 19,0                                  | 19,0                | 3,20                         | 60,8                     |

**CULTIVO: MAIZ TRADICIONAL**

| MUNICIPIO            | EVALUACION DEFINITIVA SEMESTRE A/2012 |                     |                              |                          | EVALUACION DEFINITIVA SEMESTRE B/2012 |                     |                              |                          |
|----------------------|---------------------------------------|---------------------|------------------------------|--------------------------|---------------------------------------|---------------------|------------------------------|--------------------------|
|                      | AREA SEMBRADA (Ha)                    | AREA COSECHADA (Ha) | RENDIMIENTO ESTIMADO (Tn/Ha) | PRODUCCION OBTENIDA (Tn) | AREA SEMBRADA (Ha)                    | AREA COSECHADA (Ha) | RENDIMIENTO ESTIMADO (Tn/Ha) | PRODUCCION OBTENIDA (Tn) |
| CARCASI              | 130,0                                 | 130,0               | 2,20                         | 286,0                    |                                       |                     |                              |                          |
| CEPITA               |                                       |                     |                              |                          | 25,0                                  | 25,0                | 25,00                        | 625,0                    |
| CERRITO              | 8,0                                   | 6,0                 | 3,00                         | 18,0                     | 3,0                                   | 2,5                 | 2,50                         | 6,3                      |
| CHARALA              | 60,0                                  | 50,0                | 2,20                         | 110,0                    | 9,0                                   | 9,0                 | 1,80                         | 16,2                     |
| CHIMA                | 174,0                                 | 164,0               | 1,00                         | 164,0                    | 10,0                                  | 1,0                 | 1,00                         | 1,0                      |
| CIMITARRA            | 60,0                                  | 54,0                | 7,00                         | 378,0                    | 40,0                                  | 36,0                | 7,00                         | 252,0                    |
| CONCEPCION           | 20,0                                  | 19,0                | 1,40                         | 26,6                     | 18,0                                  | 18,0                | 1,30                         | 23,4                     |
| CONFINES             | 10,0                                  | 10,0                | 2,00                         | 20,0                     | 5,0                                   | 5,0                 | 2,50                         | 12,5                     |
| CONTRATACION         | 53,0                                  | 50,0                | 0,50                         | 25,0                     | 5,5                                   | 5,0                 | 0,50                         | 2,5                      |
| COROMORO             | 100,0                                 | 80,0                | 1,50                         | 120,0                    | 60,0                                  | 48,0                | 1,50                         | 72,0                     |
| CURITI               | 350,0                                 | 300,0               | 1,10                         | 330,0                    | 350,0                                 | 320,0               | 1,10                         | 352,0                    |
| EL CARMEN DE CHUCURI |                                       |                     |                              |                          | 80,0                                  | 50,0                | 5,00                         | 250,0                    |
| EL GUACAMAYO         | 160,0                                 | 150,0               | 2,50                         | 375,0                    | 160,0                                 | 150,0               | 2,50                         | 375,0                    |
| EL PEÑON             | 43,0                                  | 43,0                | 2,00                         | 86,0                     | 43,0                                  | 43,0                | 2,00                         | 86,0                     |
| ENCINO               | 36,0                                  | 36,0                | 0,50                         | 18,0                     | 18,0                                  | 18,0                | 0,60                         | 10,8                     |
| ENCISO               | 65,0                                  | 62,0                | 2,50                         | 155,0                    | 80,0                                  | 70,0                | 3,00                         | 210,0                    |
| FLORIAN              | 15,0                                  | 13,0                | 0,30                         | 3,9                      | 10,0                                  | 6,0                 | 0,50                         | 3,0                      |
| GALAN                | 15,0                                  | 15,0                | 1,25                         | 18,8                     | 15,0                                  | 15,0                | 1,25                         | 18,8                     |
| GIRON                | 75,0                                  | 75,0                | 8,00                         | 600,0                    | 80,0                                  | 80,0                | 8,00                         | 640,0                    |
| GUACA                | 130,0                                 | 125,0               | 3,50                         | 437,5                    |                                       |                     |                              |                          |
| GUADALUPE            | 50,0                                  | 45,0                | 3,00                         | 135,0                    | 40,0                                  | 38,0                | 3,00                         | 114,0                    |
| GUAPOTA              | 25,0                                  | 25,0                | 3,00                         | 75,0                     | 10,0                                  | 10,0                | 2,50                         | 25,0                     |
| GUAVATA              | 210,0                                 | 164,8               | 2,00                         | 329,6                    | 8,0                                   | 6,0                 | 3,00                         | 18,0                     |
| GUEPSA               | 80,0                                  | 73,0                | 7,00                         | 511,0                    |                                       |                     |                              |                          |
| HATO                 | 15,0                                  | 14,0                | 2,80                         | 39,2                     | 5,0                                   | 4,0                 | 2,00                         | 8,0                      |
| JESUS MARIA          | 60,0                                  | 47,0                | 3,00                         | 141,0                    | 30,0                                  | 27,0                | 3,00                         | 81,0                     |

**CULTIVO: MAIZ TRADICIONAL**

| MUNICIPIO          | EVALUACION DEFINITIVA SEMESTRE A/2012 |                     |                              |                          | EVALUACION DEFINITIVA SEMESTRE B/2012 |                     |                              |                          |
|--------------------|---------------------------------------|---------------------|------------------------------|--------------------------|---------------------------------------|---------------------|------------------------------|--------------------------|
|                    | AREA SEMBRADA (Ha)                    | AREA COSECHADA (Ha) | RENDIMIENTO ESTIMADO (Tn/Ha) | PRODUCCION OBTENIDA (Tn) | AREA SEMBRADA (Ha)                    | AREA COSECHADA (Ha) | RENDIMIENTO ESTIMADO (Tn/Ha) | PRODUCCION OBTENIDA (Tn) |
| JORDAN             | 20,0                                  | 20,0                | 2,30                         | 46,00                    | 20,0                                  | 20,0                | 2,30                         | 46,0                     |
| LA BELLEZA         |                                       |                     |                              |                          | 90,0                                  | 80,0                | 2,00                         | 160,0                    |
| LA PAZ             | 56,0                                  | 56,0                | 3,00                         | 168,00                   | 24,0                                  | 24,0                | 3,00                         | 72,0                     |
| LEBRIJA            | 365,0                                 | 365,0               | 3,50                         | 1.277,50                 | 150,0                                 | 145,0               | 3,50                         | 507,5                    |
| MACARAVITA         | 95,0                                  | 95,0                | 0,95                         | 90,25                    | 15,0                                  | 15,0                | 0,80                         | 12,0                     |
| MALAGA             | 40,0                                  | 40,0                | 2,00                         | 80,00                    | 30,0                                  | 30,0                | 2,20                         | 66,0                     |
| MATANZA            | 22,0                                  | 20,0                | 1,60                         | 32,00                    | 19,0                                  | 18,0                | 1,60                         | 28,8                     |
| MOLAGAVITA         | 105,0                                 | 102,0               | 1,20                         | 122,40                   |                                       |                     |                              |                          |
| MOGOTES            | 20,0                                  | 15,0                | 1,80                         | 27,00                    | 8,0                                   | 8,0                 | 1,30                         | 10,4                     |
| OCAMONTE           | 40,0                                  | 35,0                | 1,50                         | 52,50                    | 40,0                                  | 40,0                | 1,50                         | 60,0                     |
| OIBA               | 140,0                                 | 130,0               | 3,00                         | 390,00                   | 150,0                                 | 140,0               | 3,00                         | 420,0                    |
| ONZAGA             | 60,0                                  | 60,0                | 1,50                         | 90,00                    | 15,0                                  | 15,0                | 1,50                         | 22,5                     |
| PALMAR             | 70,0                                  | 60,0                | 1,50                         | 90,00                    | 15,0                                  | 15,0                | 1,50                         | 22,5                     |
| PALMAS DEL SOCORRO | 70,0                                  | 70,0                | 2,20                         | 154,00                   | 38,0                                  | 38,0                | 2,10                         | 79,8                     |
| PARAMO             | 40,0                                  | 40,0                | 2,50                         | 100,00                   | 40,0                                  | 40,0                | 2,50                         | 100,0                    |
| PIEDRECUESTA       | 60,0                                  | 60,0                | 2,00                         | 120,00                   | 70,0                                  | 70,0                | 2,00                         | 140,0                    |
| PINCHOTE           | 116,0                                 | 116,0               | 6,00                         | 696,00                   | 32,0                                  | 32,0                | 6,00                         | 192,0                    |
| PUENTE NACIONAL    | 11,0                                  | 11,0                | 2,60                         | 28,60                    | 8,0                                   | 8,0                 | 2,60                         | 20,8                     |
| PUERTO PARRA       | 12,0                                  | 10,0                | 1,60                         | 16,00                    | 15,0                                  | 13,0                | 1,60                         | 20,8                     |
| PUERTO WILCHES     | 80,0                                  | 60,0                | 40,00                        | 2.400,00                 | 129,0                                 | 114,0               | 30,00                        | 3.420,0                  |
| RIONEGRO           | 320,0                                 | 120,0               | 6,00                         | 720,00                   | 40,0                                  | 40,0                | 6,00                         | 240,0                    |
| SABANA DE TORRES   | 55,0                                  | 48,0                | 2,00                         | 96,00                    | 50,0                                  | 40,0                | 2,00                         | 80,0                     |

**CULTIVO: MAIZ TRADICIONAL**

| MUNICIPIO             | EVALUACION DEFINITIVA SEMESTRE A/2012 |                     |                              |                          | EVALUACION DEFINITIVA SEMESTRE B/2012 |                     |                              |                          |
|-----------------------|---------------------------------------|---------------------|------------------------------|--------------------------|---------------------------------------|---------------------|------------------------------|--------------------------|
|                       | AREA SEMBRADA (Ha)                    | AREA COSECHADA (Ha) | RENDIMIENTO ESTIMADO (Tn/Ha) | PRODUCCION OBTENIDA (Tn) | AREA SEMBRADA (Ha)                    | AREA COSECHADA (Ha) | RENDIMIENTO ESTIMADO (Tn/Ha) | PRODUCCION OBTENIDA (Tn) |
| SAN ANDRES            | 270,0                                 | 245,0               | 1,50                         | 367,5                    | 20,0                                  | 18,0                | 1,50                         | 27,0                     |
| SAN BENITO            | 20,0                                  | 20,0                | 3,00                         | 60,0                     | 20,0                                  | 20,0                | 3,00                         | 60,0                     |
| SAN GIL               | 394,0                                 | 348,0               | 1,20                         | 417,6                    | 290,0                                 | 230,0               | 1,00                         | 230,0                    |
| SAN JOAQUIN           | 20,5                                  | 18,0                | 1,50                         | 27,0                     |                                       |                     |                              |                          |
| SAN JOSE DE MIRANDA   | 145,0                                 | 140,0               | 1,20                         | 168,0                    | 35,0                                  | 32,0                | 1,20                         | 38,4                     |
| SAN MIGUEL            | 175,5                                 | 170,0               | 1,50                         | 255,0                    | 200,0                                 | 195,0               | 1,50                         | 292,5                    |
| SANTA BARBARA         | 31,0                                  | 28,0                | 1,20                         | 33,6                     |                                       |                     |                              |                          |
| SAN VICENTE DE CHUCUR | 200,0                                 | 160,0               | 1,00                         | 160,0                    | 130,0                                 | 86,0                | 1,00                         | 86,0                     |
| SIMACOTA              | 130,0                                 | 125,0               | 1,30                         | 162,5                    | 3,0                                   | 2,7                 | 0,90                         | 2,4                      |
| SOCORRO               | 65,0                                  | 5,0                 | 2,50                         | 12,5                     | 30,0                                  | 15,0                | 1,90                         | 28,5                     |
| SUAITA                | 35,0                                  | 34,0                | 2,00                         | 68,0                     | 80,0                                  | 79,0                | 3,00                         | 237,0                    |
| SUCRE                 | 6,0                                   | 6,0                 | 3,00                         | 18,0                     |                                       |                     |                              |                          |
| SURATA                | 5,0                                   | 5,0                 | 5,00                         | 25,0                     | 5,0                                   | 5,0                 | 5,00                         | 25,0                     |
| VALLE DE SAN JOSE     | 60,0                                  | 60,0                | 3,00                         | 180,0                    | 80,0                                  | 60,0                | 3,00                         | 180,0                    |
| VELEZ                 | 210,0                                 | 210,0               | 1,50                         | 315,0                    | 210,0                                 | 210,0               | 1,50                         | 315,0                    |
| VETAS                 | 2,5                                   | 2,5                 | 10,00                        | 25,0                     | 2,5                                   | 2,5                 | 10,00                        | 25,0                     |
| VILLANUEVA            | 40,0                                  | 40,0                | 3,00                         | 120,0                    | 110,0                                 | 110,0               | 3,00                         | 330,0                    |
| ZAPATOCA              | 20,0                                  | 20,0                | 7,00                         | 140,0                    | 20,0                                  | 20,0                | 7,00                         | 140,0                    |
| <b>TOTAL</b>          | <b>6.051.3</b>                        | <b>5.375.7</b>      | <b>2,81</b>                  | <b>15.113,7</b>          | <b>3.786</b>                          | <b>3.520.2</b>      | <b>3,47</b>                  | <b>12.239,9</b>          |

**CULTIVO: MELON**

| MUNICIPIO           | EVALUACION DEFINITIVA SEMESTRE A/2012 |                     |                              |                          | EVALUACION DEFINITIVA SEMESTRE B/2012 |                     |                              |                          |
|---------------------|---------------------------------------|---------------------|------------------------------|--------------------------|---------------------------------------|---------------------|------------------------------|--------------------------|
|                     | AREA SEMBRADA (Ha)                    | AREA COSECHADA (Ha) | RENDIMIENTO ESTIMADO (Tn/Ha) | PRODUCCION OBTENIDA (Tn) | AREA SEMBRADA (Ha)                    | AREA COSECHADA (Ha) | RENDIMIENTO ESTIMADO (Tn/Ha) | PRODUCCION OBTENIDA (Tn) |
| CAPITANEJO          | 53,0                                  | 53,0                | 25,30                        | 1.340,9                  | 50,0                                  | 50,0                | 23,00                        | 1.150,0                  |
| CEPITA              |                                       |                     |                              |                          | 40,0                                  | 40,0                | 10,00                        | 400,0                    |
| GIRON               | 90,0                                  | 90,0                | 35,00                        | 3.150,0                  | 70,0                                  | 70,0                | 35,00                        | 2.450,0                  |
| LOS SANTOS          | 10,0                                  | 9,0                 | 18,50                        | 166,5                    | 10,0                                  | 9,0                 | 18,50                        | 166,5                    |
| PALMAR              | 2,0                                   | 2,0                 | 6,00                         | 12,0                     | 2,0                                   | 2,0                 | 6,00                         | 12,0                     |
| SAN JOSE DE MIRANDA | 8,0                                   | 7,5                 | 16,00                        | 120,0                    | 8,0                                   | 7,0                 | 17,00                        | 119,0                    |
| <b>TOTAL</b>        | <b>163,0</b>                          | <b>161,5</b>        | <b>29,65</b>                 | <b>4.789,4</b>           | <b>180,0</b>                          | <b>178,0</b>        | <b>24,14</b>                 | <b>4.297,5</b>           |

**CULTIVO: PAPA**

| MUNICIPIO   | EVALUACION DEFINITIVA SEMESTRE A/2012 |                     |                              |                          | EVALUACION DEFINITIVA SEMESTRE B/2012 |                     |                              |                          |
|-------------|---------------------------------------|---------------------|------------------------------|--------------------------|---------------------------------------|---------------------|------------------------------|--------------------------|
|             | AREA SEMBRADA (Ha)                    | AREA COSECHADA (Ha) | RENDIMIENTO ESTIMADO (Tn/Ha) | PRODUCCION OBTENIDA (Tn) | AREA SEMBRADA (Ha)                    | AREA COSECHADA (Ha) | RENDIMIENTO ESTIMADO (Tn/Ha) | PRODUCCION OBTENIDA (Tn) |
| AGUADA      |                                       |                     |                              |                          | 2,23                                  | 2,23                | 25,00                        | 55,75                    |
| ALBANIA     | 5,0                                   | 5,0                 | 50,00                        | 250,0                    | 5,0                                   | 5,0                 | 10,00                        | 50,0                     |
| BOLIVAR     | 30,0                                  | 27,0                | 17,00                        | 459,0                    | 14,0                                  | 13,0                | 15,00                        | 195,0                    |
| CARCASI     | 350,0                                 | 340,0               | 20,50                        | 6.970,0                  |                                       |                     |                              |                          |
| CERRITO     | 800,0                                 | 780,0               | 22,00                        | 17.160,0                 | 400,0                                 | 390,0               | 23,00                        | 8.970,0                  |
| CONCEPCION  | 300,0                                 | 300,0               | 40,00                        | 12.000,0                 | 300,0                                 | 300,0               | 40,00                        | 12.000,0                 |
| EL PEÑON    | 3,0                                   | 2,0                 | 20,00                        | 40,0                     | 3,0                                   | 2,0                 | 20,00                        | 40,0                     |
| ENCINO      | 73,0                                  | 73,0                | 2,00                         | 146,0                    | 28,0                                  | 28,0                | 2,10                         | 58,8                     |
| GUACA       | 500,0                                 | 400,0               | 20,00                        | 8.000,0                  |                                       |                     |                              |                          |
| JESUS MARIA | 7,0                                   | 6,0                 | 17,00                        | 102,0                    | 2,0                                   | 2,0                 | 15,00                        | 30,0                     |
| MACARAVITA  | 17,0                                  | 17,0                | 14,00                        | 238,0                    | 10,0                                  | 10,0                | 12,00                        | 120,0                    |
| MALAGA      | 8,0                                   | 8,0                 | 20,00                        | 160,0                    |                                       |                     |                              |                          |
| ONZAGA      | 110,0                                 | 110,0               | 16,00                        | 1.760,0                  | 60,0                                  | 60,0                | 16,00                        | 960,0                    |

**CULTIVO: PAPA**

| MUNICIPIO       | EVALUACION DEFINITIVA SEMESTRE A/2012 |                     |                              |                          | EVALUACION DEFINITIVA SEMESTRE B/2012 |                     |                              |                          |
|-----------------|---------------------------------------|---------------------|------------------------------|--------------------------|---------------------------------------|---------------------|------------------------------|--------------------------|
|                 | AREA SEMBRADA (Ha)                    | AREA COSECHADA (Ha) | RENDIMIENTO ESTIMADO (Tn/Ha) | PRODUCCION OBTENIDA (Tn) | AREA SEMBRADA (Ha)                    | AREA COSECHADA (Ha) | RENDIMIENTO ESTIMADO (Tn/Ha) | PRODUCCION OBTENIDA (Tn) |
| PUENTE NACIONAL | 40,0                                  | 23,0                | 15,00                        | 345,0                    | 6,0                                   | 6,0                 | 22,00                        | 132,0                    |
| SAN ANDRES      | 80,0                                  | 78,0                | 10,00                        | 780,0                    |                                       |                     |                              |                          |
| VETAS           | 30,0                                  | 30,0                | 15,00                        | 450,0                    | 30,0                                  | 30,0                | 15,00                        | 450,0                    |
| <b>TOTAL</b>    | <b>2.353</b>                          | <b>2.199</b>        | <b>22,21</b>                 | <b>48.860</b>            | <b>860.23</b>                         | <b>847.78</b>       | <b>27,20</b>                 | <b>23.061.55</b>         |

**CULTIVO: PAPA CRIOLLA**

| MUNICIPIO    | EVALUACION DEFINITIVA SEMESTRE A/2012 |                     |                              |                          | EVALUACION DEFINITIVA SEMESTRE B/2012 |                     |                              |                          |
|--------------|---------------------------------------|---------------------|------------------------------|--------------------------|---------------------------------------|---------------------|------------------------------|--------------------------|
|              | AREA SEMBRADA (Ha)                    | AREA COSECHADA (Ha) | RENDIMIENTO ESTIMADO (Tn/Ha) | PRODUCCION OBTENIDA (Tn) | AREA SEMBRADA (Ha)                    | AREA COSECHADA (Ha) | RENDIMIENTO ESTIMADO (Tn/Ha) | PRODUCCION OBTENIDA (Tn) |
| BOLIVAR      | 9,0                                   | 7,0                 | 18,00                        | 126,0                    | 9,0                                   | 7,0                 | 16,00                        | 112,00                   |
| CERRITO      | 15,0                                  | 14,0                | 15,00                        | 210,0                    | 12,0                                  | 11,0                | 18,00                        | 198,00                   |
| CONCEPCION   | 20,0                                  | 20,0                | 20,00                        | 400,0                    | 18,0                                  | 18,0                | 20,00                        | 360,00                   |
| EL GUACAMAYO | 1,7                                   | 1,5                 | 5,00                         | 7,5                      | 1,7                                   | 1,5                 | 5,00                         | 7,50                     |
| GUACA        |                                       |                     |                              |                          | 40,0                                  | 35,0                | 20,00                        | 700,00                   |
| SAN ANDRES   | 50,0                                  | 45,0                | 10,00                        | 450,0                    | 10,0                                  | 10,0                | 10,00                        | 100,00                   |
| SUCRE        | 2,0                                   | 2,0                 | 5,00                         | 10,0                     | 2,0                                   | 2,0                 | 5,00                         | 10,00                    |
| <b>TOTAL</b> | <b>97,7</b>                           | <b>89,5</b>         | <b>13,44</b>                 | <b>1.203,5</b>           | <b>92,7</b>                           | <b>84,5</b>         | <b>17,60</b>                 | <b>1.487,50</b>          |

**CULTIVO: PATILLA**

| MUNICIPIO          | EVALUACION DEFINITIVA SEMESTRE A/2012 |                     |                              |                          | EVALUACION DEFINITIVA SEMESTRE B/2012 |                     |                              |                          |
|--------------------|---------------------------------------|---------------------|------------------------------|--------------------------|---------------------------------------|---------------------|------------------------------|--------------------------|
|                    | AREA SEMBRADA (Ha)                    | AREA COSECHADA (Ha) | RENDIMIENTO ESTIMADO (Tn/Ha) | PRODUCCION OBTENIDA (Tn) | AREA SEMBRADA (Ha)                    | AREA COSECHADA (Ha) | RENDIMIENTO ESTIMADO (Tn/Ha) | PRODUCCION OBTENIDA (Tn) |
| PALMAS DEL SOCORRO | 5,0                                   | 5,0                 | 30,80                        | 154,0                    | 5,5                                   | 5,5                 | 28,50                        | 156,8                    |
| RIONEGRO           | 40,0                                  | 40,0                | 10,00                        | 400,0                    | 60,0                                  | 60,0                | 10,00                        | 600,0                    |
| ZAPATOCA           | 10,0                                  | 10,0                | 35,00                        | 350,0                    | 8,0                                   | 8,0                 | 35,00                        | 280,0                    |
| <b>TOTAL</b>       | <b>55,0</b>                           | <b>55,0</b>         | <b>16,43</b>                 | <b>904,0</b>             | <b>73,5</b>                           | <b>73,5</b>         | <b>14,10</b>                 | <b>1.036,8</b>           |

**CULTIVO: PEPINO**

| MUNICIPIO    | EVALUACION DEFINITIVA SEMESTRE A/2012 |                     |                              |                          | EVALUACION DEFINITIVA SEMESTRE B/2012 |                     |                              |                          |
|--------------|---------------------------------------|---------------------|------------------------------|--------------------------|---------------------------------------|---------------------|------------------------------|--------------------------|
|              | AREA SEMBRADA (Ha)                    | AREA COSECHADA (Ha) | RENDIMIENTO ESTIMADO (Tn/Ha) | PRODUCCION OBTENIDA (Tn) | AREA SEMBRADA (Ha)                    | AREA COSECHADA (Ha) | RENDIMIENTO ESTIMADO (Tn/Ha) | PRODUCCION OBTENIDA (Tn) |
| ARATOCA      | 8,0                                   | 8,0                 | 31,00                        | 248,0                    | 8,0                                   | 8,0                 | 31,00                        | 248,0                    |
| BUCARAMANGA  | 8,0                                   | 4,0                 | 15,00                        | 60,0                     | 4,0                                   | 2,0                 | 15,00                        | 30,0                     |
| CEPITA       |                                       |                     |                              |                          | 10,0                                  | 10,0                | 10,00                        | 100,0                    |
| CONFINES     | 1,0                                   | 1,0                 | 15,00                        | 15,0                     | 5,0                                   | 5,0                 | 15,00                        | 75,0                     |
| GAMBITA      | 1,0                                   | 1,0                 | 4,00                         | 4,0                      |                                       |                     |                              |                          |
| LEBRIJA      | 30,0                                  | 25,0                | 50,00                        | 1.250,0                  | 20,0                                  | 15,0                | 50,00                        | 750,0                    |
| PALMAR       | 2,0                                   | 2,0                 | 5,00                         | 10,0                     | 2,0                                   | 2,0                 | 5,00                         | 10,0                     |
| PARAMO       | 10,0                                  | 10,0                | 20,00                        | 200,0                    | 6,0                                   | 6,0                 | 20,00                        | 120,0                    |
| RIONEGRO     | 45,0                                  | 45,0                | 18,00                        | 810,0                    | 30,0                                  | 30,0                | 18,00                        | 540,0                    |
| <b>TOTAL</b> | <b>105,0</b>                          | <b>96,0</b>         | <b>27,05</b>                 | <b>2.597,0</b>           | <b>85,0</b>                           | <b>78,0</b>         | <b>24,01</b>                 | <b>1.873,0</b>           |



**CULTIVO: PIMENTON**

| MUNICIPIO            | EVALUACION DEFINITIVA SEMESTRE A/2012 |                     |                              |                          | EVALUACION DEFINITIVA SEMESTRE B/2012 |                     |                              |                          |
|----------------------|---------------------------------------|---------------------|------------------------------|--------------------------|---------------------------------------|---------------------|------------------------------|--------------------------|
|                      | AREA SEMBRADA (Ha)                    | AREA COSECHADA (Ha) | RENDIMIENTO ESTIMADO (Tn/Ha) | PRODUCCION OBTENIDA (Tn) | AREA SEMBRADA (Ha)                    | AREA COSECHADA (Ha) | RENDIMIENTO ESTIMADO (Tn/Ha) | PRODUCCION OBTENIDA (Tn) |
| BUCARAMANGA          | 4,0                                   | 4,0                 | 30,00                        | 120,0                    | 8,0                                   | 6,0                 | 30,00                        | 180,0                    |
| CONFINES             | 10,0                                  | 10,0                | 8,00                         | 80,0                     | 10,0                                  | 10,0                | 8,00                         | 80,0                     |
| EL CARMEN DE CHUCURI |                                       |                     |                              |                          | 7,0                                   | 5,0                 | 3,60                         | 18,0                     |
| GAMBITA              | 0,5                                   | 0,5                 | 25,00                        | 12,5                     |                                       |                     |                              |                          |
| GIRON                | 45,0                                  | 45,0                | 14,00                        | 630,0                    | 62,0                                  | 62,0                | 14,00                        | 868,0                    |
| LEBRIJA              | 30,0                                  | 25,0                | 30,00                        | 750,0                    | 21,0                                  | 21,0                | 30,00                        | 630,0                    |
| LOS SANTOS           | 25,0                                  | 20,0                | 18,00                        | 360,0                    | 20,0                                  | 15,0                | 18,00                        | 270,0                    |
| MATANZA              |                                       |                     |                              |                          | 7,0                                   | 6,5                 | 12,00                        | 78,0                     |
| RIONEGRO             | 30,0                                  | 30,0                | 20,00                        | 600,0                    | 20,0                                  | 20,0                | 20,00                        | 400,0                    |
| SOCORRO              | 15,0                                  | 10,0                | 1,50                         | 15,0                     | 4,0                                   | 2,0                 | 10,00                        | 20,0                     |
| VALLE DE SAN JOSE    | 5,0                                   | 5,0                 | 15,00                        | 75,0                     | 5,0                                   | 5,0                 | 15,00                        | 75,0                     |
| ZAPATOCA             | 26,0                                  | 23,0                | 5,00                         | 115,0                    | 15,0                                  | 15,0                | 5,00                         | 75,0                     |
| <b>TOTAL</b>         | <b>190,5</b>                          | <b>172,5</b>        | <b>15,98</b>                 | <b>2.757,5</b>           | <b>179,0</b>                          | <b>167,5</b>        | <b>16,08</b>                 | <b>2.694,0</b>           |

**CULTIVO: REPOLLO**

| MUNICIPIO            | EVALUACION DEFINITIVA SEMESTRE A/2012 |                     |                              |                          | EVALUACION DEFINITIVA SEMESTRE B/2012 |                     |                              |                          |
|----------------------|---------------------------------------|---------------------|------------------------------|--------------------------|---------------------------------------|---------------------|------------------------------|--------------------------|
|                      | AREA SEMBRADA (Ha)                    | AREA COSECHADA (Ha) | RENDIMIENTO ESTIMADO (Tn/Ha) | PRODUCCION OBTENIDA (Tn) | AREA SEMBRADA (Ha)                    | AREA COSECHADA (Ha) | RENDIMIENTO ESTIMADO (Tn/Ha) | PRODUCCION OBTENIDA (Tn) |
| BUCARAMANGA          | 3,0                                   | 3,0                 | 40,00                        | 120,0                    | 3,0                                   | 3,0                 | 40,00                        | 120,0                    |
| CONCEPCION           | 3,0                                   | 3,0                 | 35,00                        | 105,0                    | 2,0                                   | 2,0                 | 35,00                        | 70,0                     |
| EL CARMEN DE CHUCURI |                                       |                     |                              |                          | 2,0                                   | 2,0                 | 2,50                         | 5,0                      |
| <b>TOTAL</b>         | <b>6,0</b>                            | <b>6,0</b>          | <b>37,50</b>                 | <b>225,0</b>             | <b>7,0</b>                            | <b>7,0</b>          | <b>27,85</b>                 | <b>195,0</b>             |

**CULTIVO: SORGO (MILLO)**

| MUNICIPIO    | EVALUACION DEFINITIVA SEMESTRE A/2012 |                     |                              |                          | EVALUACION DEFINITIVA SEMESTRE B/2012 |                     |                              |                          |
|--------------|---------------------------------------|---------------------|------------------------------|--------------------------|---------------------------------------|---------------------|------------------------------|--------------------------|
|              | AREA SEMBRADA (Ha)                    | AREA COSECHADA (Ha) | RENDIMIENTO ESTIMADO (Tn/Ha) | PRODUCCION OBTENIDA (Tn) | AREA SEMBRADA (Ha)                    | AREA COSECHADA (Ha) | RENDIMIENTO ESTIMADO (Tn/Ha) | PRODUCCION OBTENIDA (Tn) |
| CABRERA      | 30,0                                  | 25,00               | 2,00                         | 50,00                    |                                       |                     |                              |                          |
| HATO         | 4,0                                   | 3,00                | 1,20                         | 4,00                     | 1,0                                   | 1,0                 | 0,60                         | 0,6                      |
| PALMAR       |                                       |                     |                              |                          | 80,0                                  | 80,0                | 5,00                         | 400,0                    |
| SIMACOTA     |                                       |                     |                              |                          | 5,0                                   | 4,5                 | 0,9                          | 4,1                      |
| <b>TOTAL</b> | <b>34,0</b>                           | <b>28,00</b>        | <b>1,92</b>                  | <b>54,00</b>             | <b>86,0</b>                           | <b>85,5</b>         | <b>4,73</b>                  | <b>404,7</b>             |

**CULTIVO: TABACO RUBIO**

| MUNICIPIO           | EVALUACION DEFINITIVA SEMESTRE A/2012 |                     |                              |                          | EVALUACION DEFINITIVA SEMESTRE B/2012 |                     |                              |                          |
|---------------------|---------------------------------------|---------------------|------------------------------|--------------------------|---------------------------------------|---------------------|------------------------------|--------------------------|
|                     | AREA SEMBRADA (Ha)                    | AREA COSECHADA (Ha) | RENDIMIENTO ESTIMADO (Tn/Ha) | PRODUCCION OBTENIDA (Tn) | AREA SEMBRADA (Ha)                    | AREA COSECHADA (Ha) | RENDIMIENTO ESTIMADO (Tn/Ha) | PRODUCCION OBTENIDA (Tn) |
| BARICHARA           | 1.295,0                               | 1.283,0             | 1,5                          | 1.924,5                  | 68,0                                  | 67,0                | 1,5                          | 100,5                    |
| CABRERA             | 12,0                                  | 10,0                | 1,5                          | 15,0                     |                                       |                     |                              |                          |
| CAPITANEJO          | 100,0                                 | 100,0               | 2,0                          | 200,0                    |                                       |                     |                              |                          |
| CEPITA              |                                       |                     |                              |                          | 100,0                                 | 100,0               | 1,0                          | 100,0                    |
| ENCISO              | 100,0                                 | 90,0                | 2,0                          | 180,0                    |                                       |                     |                              |                          |
| LOS SANTOS          | 175,0                                 | 150,0               | 1,8                          | 270,0                    | 150,0                                 | 130,0               | 1,8                          | 234,0                    |
| MACARAVITA          | 75,0                                  | 75,0                | 2,1                          | 157,5                    | 40,0                                  | 40,0                | 0,9                          | 36,0                     |
| MALAGA              | 100,0                                 | 100,0               | 1,2                          | 120,0                    |                                       |                     |                              |                          |
| MOLAGAVITA          | 20,0                                  | 18,0                | 1,5                          | 27,0                     | 20,0                                  | 20,0                | 1,5                          | 30,0                     |
| ONZAGA              | 8,0                                   | 8,0                 | 1,9                          | 15,2                     |                                       |                     |                              |                          |
| PINCHOTE            | 18,0                                  | 18,0                | 1,6                          | 28,8                     | 4,0                                   | 4,0                 | 1,6                          | 6,4                      |
| SAN GIL             | 217,0                                 | 124,0               | 1,5                          | 186,0                    | 100,0                                 | 90,0                | 1,5                          | 135,0                    |
| SAN JOSE DE MIRANDA | 65,0                                  | 64,0                | 1,5                          | 96,0                     |                                       |                     |                              |                          |
| SAN MIGUEL          | 150,5                                 | 145,0               | 1,5                          | 217,5                    | 140,5                                 | 135,0               | 1,5                          | 202,5                    |
| VILLANUEVA          | 800,0                                 | 750,0               | 1,2                          | 900,0                    |                                       |                     |                              |                          |
| <b>TOTAL</b>        | <b>3.135,5</b>                        | <b>2.935,0</b>      | <b>1,47</b>                  | <b>4.337,5</b>           | <b>622,5</b>                          | <b>586,0</b>        | <b>1,44</b>                  | <b>844,4</b>             |

**CULTIVO: TOMATE**

| MUNICIPIO           | EVALUACION DEFINITIVA SEMESTRE A/2012 |                     |                              |                          | EVALUACION DEFINITIVA SEMESTRE B/2012 |                     |                              |                          |
|---------------------|---------------------------------------|---------------------|------------------------------|--------------------------|---------------------------------------|---------------------|------------------------------|--------------------------|
|                     | AREA SEMBRADA (Ha)                    | AREA COSECHADA (Ha) | RENDIMIENTO ESTIMADO (Tn/Ha) | PRODUCCION OBTENIDA (Tn) | AREA SEMBRADA (Ha)                    | AREA COSECHADA (Ha) | RENDIMIENTO ESTIMADO (Tn/Ha) | PRODUCCION OBTENIDA (Tn) |
| ARATOCA             | 20,0                                  | 20,0                | 22,00                        | 440,0                    | 20,0                                  | 20,0                | 22,00                        | 440,0                    |
| BARBOSA             | 18,0                                  | 18,0                | 15,00                        | 270,0                    | 18,0                                  | 18,0                | 15,00                        | 270,0                    |
| BETULIA             |                                       |                     |                              |                          | 8,0                                   | 8,0                 | 20,00                        | 160,0                    |
| BUCARAMANGA         | 17,0                                  | 15,0                | 30,00                        | 450,0                    | 15,0                                  | 13,0                | 30,00                        | 390,0                    |
| CAPITANEJO          | 29,0                                  | 29,0                | 36,60                        | 1.061,4                  | 25,0                                  | 25,0                | 35,00                        | 875,0                    |
| CHIMA               | 4,0                                   | 4,0                 | 50,00                        | 200,0                    | 3,0                                   | 3,0                 | 40,00                        | 120,0                    |
| CONCEPCION          | 7,0                                   | 6,0                 | 40,00                        | 240,0                    | 5,0                                   | 5,0                 | 40,00                        | 200,0                    |
| CONFINES            | 24,0                                  | 24,0                | 20,00                        | 480,0                    | 12,0                                  | 12,0                | 20,00                        | 240,0                    |
| CONTRATACION        | 0,2                                   | 0,2                 | 25,00                        | 5,0                      | 0,2                                   | 0,2                 | 25,00                        | 5,0                      |
| EL CARMENDE CHUCURI |                                       |                     |                              |                          | 30,0                                  | 22,0                | 9,00                         | 198,0                    |
| EL GUACAMAYO        | 0,8                                   | 0,6                 | 16,00                        | 9,6                      | 0,8                                   | 0,6                 | 16,00                        | 9,6                      |
| ENCISO              | 15,0                                  | 15,0                | 10,00                        | 150,0                    | 25,0                                  | 25,0                | 13,00                        | 325,0                    |
| FLORIAN             | 8,0                                   | 6,5                 | 0,70                         | 4,6                      | 4,0                                   | 3,0                 | 0,70                         | 2,1                      |
| FLORIDABLANCA       | 15,0                                  | 15,0                | 22,00                        | 330,0                    | 15,0                                  | 15,0                | 22,00                        | 330,0                    |
| GALAN               | 12,0                                  | 12,0                | 4,50                         | 54,0                     | 12,0                                  | 12,0                | 4,50                         | 54,0                     |
| GAMBITA             | 2,0                                   | 2,0                 | 70,00                        | 140,0                    | 2,0                                   | 2,0                 | 4,50                         | 9,0                      |
| GIRON               | 200,0                                 | 180,0               | 25,00                        | 4.500,0                  | 200,0                                 | 185,0               | 25,00                        | 4.625,0                  |
| GUACA               |                                       |                     |                              |                          | 10,0                                  | 8,0                 | 27,00                        | 218,0                    |
| GUADALUPE           | 4,0                                   | 3,0                 | 15,00                        | 45,0                     | 3,0                                   | 2,5                 | 15,00                        | 37,5                     |
| GUEPSA              | 5,0                                   | 4,0                 | 5,00                         | 200,0                    |                                       |                     |                              |                          |
| JESUS MARIA         | 6,0                                   | 5,0                 | 12,00                        | 60,0                     | 5,0                                   | 4,0                 | 12,00                        | 48,0                     |
| LEBRIJA             | 40,0                                  | 35,0                | 40,00                        | 1.400,0                  | 40,0                                  | 35,0                | 40,00                        | 1.400,0                  |
| LOS SANTOS          | 30,0                                  | 25,0                | 19,00                        | 475,0                    | 25,0                                  | 20,0                | 19,00                        | 380,0                    |
| MACARAVITA          |                                       |                     |                              |                          | 3,0                                   | 2,9                 | 15,00                        | 43,5                     |

| MUNICIPIO              | EVALUACION DEFINITIVA SEMESTRE A/2012 |                     |                              |                          | EVALUACION DEFINITIVA SEMESTRE B/2012 |                     |                              |                          |
|------------------------|---------------------------------------|---------------------|------------------------------|--------------------------|---------------------------------------|---------------------|------------------------------|--------------------------|
|                        | AREA SEMBRADA (Ha)                    | AREA COSECHADA (Ha) | RENDIMIENTO ESTIMADO (Tn/Ha) | PRODUCCION OBTENIDA (Tn) | AREA SEMBRADA (Ha)                    | AREA COSECHADA (Ha) | RENDIMIENTO ESTIMADO (Tn/Ha) | PRODUCCION OBTENIDA (Tn) |
| MATANZA                | 15,0                                  | 11,0                | 18,00                        | 198,0                    | 15,0                                  | 14,0                | 18,00                        | 252,0                    |
| MOLAGAVITA             | 4,0                                   | 4,0                 | 100,00                       | 400,0                    | 4,0                                   | 4,0                 | 100,00                       | 400,0                    |
| OCAMONTE               | 1,0                                   | 1,0                 | 15,00                        | 15,0                     | 1,0                                   | 1,0                 | 15,00                        | 15,0                     |
| OIBA                   | 5,0                                   | 5,0                 | 2,00                         | 10,0                     | 5,0                                   | 5,0                 | 2,00                         | 10,0                     |
| ONZAGA                 | 15,0                                  | 15,0                | 9,80                         | 147,0                    | 20,0                                  | 20,0                | 9,80                         | 196,0                    |
| PALMAS DEL SOCORRO     | 14,0                                  | 14,0                | 32,00                        | 448,0                    | 10,0                                  | 10,0                | 32,00                        | 320,0                    |
| PARAMO                 | 80,0                                  | 80,0                | 60,00                        | 4.800,0                  | 50,0                                  | 50,0                | 60,00                        | 3.000,0                  |
| PIEDRECUESTA           | 40,0                                  | 40,0                | 35,00                        | 1.400,0                  | 54,0                                  | 54,0                | 35,00                        | 1.890,0                  |
| RIONEGRO               | 75,0                                  | 75,0                | 36,00                        | 2.700,0                  | 30,0                                  | 30,0                | 36,00                        | 1.080,0                  |
| SAN ANDRES             | 40,0                                  | 38,0                | 18,00                        | 684,0                    | 25,0                                  | 23,0                | 18,00                        | 414,0                    |
| SAN GIL                | 68,0                                  | 50,0                | 15,00                        | 750,0                    | 39,0                                  | 27,0                | 12,00                        | 324,0                    |
| SAN JOSE DE MIRANDA    | 17,0                                  | 14,5                | 42,40                        | 614,8                    | 17,0                                  | 14,5                | 30,90                        | 448,1                    |
| SAN MIGUEL             | 10,0                                  | 9,0                 | 20,00                        | 180,0                    | 10,0                                  | 9,0                 | 20,00                        | 180,0                    |
| SAN VICENTE DE CHUCURI | 24,0                                  | 20,0                | 17,00                        | 340,0                    | 24,0                                  | 20,0                | 17,00                        | 340,0                    |
| SOCORRO                | 115,0                                 | 65,0                | 20,00                        | 1.300,0                  | 65,0                                  | 40,0                | 20,00                        | 800,0                    |
| SUCRE                  | 2,0                                   | 2,0                 | 12,00                        | 24,0                     | 2,0                                   | 2,0                 | 4,00                         | 8,0                      |
| SURATA                 | 4,0                                   | 4,0                 | 25,00                        | 100,0                    | 4,0                                   | 4,0                 | 25,00                        | 100,0                    |
| TONA                   | 3,0                                   | 3,0                 | 15,00                        | 45,0                     | 3,0                                   | 3,0                 | 15,00                        | 45,0                     |
| VALLE DE SAN JOSE      | 15,0                                  | 10,0                | 50,00                        | 500,0                    | 15,0                                  | 15,0                | 55,00                        | 825,0                    |
| VELEZ                  | 11,0                                  | 11,0                | 10,70                        | 117,7                    | 6,5                                   | 6,5                 | 10,70                        | 69,6                     |
| ZAPATOCA               | 12,0                                  | 11,5                | 4,00                         | 46,0                     | 27,0                                  | 27,0                | 5,00                         | 135,0                    |
| <b>TOTAL</b>           | <b>910,0</b>                          | <b>892,3</b>        | <b>16,60</b>                 | <b>14.819,1</b>          | <b>907,5</b>                          | <b>820,2</b>        | <b>25,88</b>                 | <b>21.231,4</b>          |

**CULTIVO: TRIGO**

| MUNICIPIO           | EVALUACION DEFINITIVA SEMESTRE A/2012 |                     |                              |                          | EVALUACION DEFINITIVA SEMESTRE B/2012 |                     |                              |                          |
|---------------------|---------------------------------------|---------------------|------------------------------|--------------------------|---------------------------------------|---------------------|------------------------------|--------------------------|
|                     | AREA SEMBRADA (Ha)                    | AREA COSECHADA (Ha) | RENDIMIENTO ESTIMADO (Tn/Ha) | PRODUCCION OBTENIDA (Tn) | AREA SEMBRADA (Ha)                    | AREA COSECHADA (Ha) | RENDIMIENTO ESTIMADO (Tn/Ha) | PRODUCCION OBTENIDA (Tn) |
| CARCASI             | 65,0                                  | 65,0                | 2,60                         | 169,0                    |                                       |                     |                              |                          |
| CERRITO             | 22,0                                  | 20,0                | 1,50                         | 30,0                     | 18,0                                  | 17,0                | 1,50                         | 25,5                     |
| MACARAVITA          | 10,0                                  | 10,0                | 1,00                         | 10,0                     | 17,0                                  | 17,0                | 1,20                         | 20,4                     |
| SAN JOSE DE MIRANDA | 10,0                                  | 9,0                 | 1,30                         | 11,7                     | 9,0                                   | 8,0                 | 1,20                         | 9,6                      |
| SAN MIGUEL          |                                       |                     |                              |                          | 10,0                                  | 9,0                 | 1,00                         | 9,0                      |
| <b>TOTAL</b>        | <b>107,0</b>                          | <b>104,0</b>        | <b>2,12</b>                  | <b>220,7</b>             | <b>54,0</b>                           | <b>51,0</b>         | <b>1,26</b>                  | <b>64,5</b>              |

**CULTIVO: ZANAHORIA**

| MUNICIPIO    | EVALUACION DEFINITIVA SEMESTRE A/2012 |                     |                              |                          | EVALUACION DEFINITIVA SEMESTRE B/2012 |                     |                              |                          |
|--------------|---------------------------------------|---------------------|------------------------------|--------------------------|---------------------------------------|---------------------|------------------------------|--------------------------|
|              | AREA SEMBRADA (Ha)                    | AREA COSECHADA (Ha) | RENDIMIENTO ESTIMADO (Tn/Ha) | PRODUCCION OBTENIDA (Tn) | AREA SEMBRADA (Ha)                    | AREA COSECHADA (Ha) | RENDIMIENTO ESTIMADO (Tn/Ha) | PRODUCCION OBTENIDA (Tn) |
| CERRITO      | 16,0                                  | 15,0                | 25,00                        | 375,0                    | 12,0                                  | 10,0                | 22,00                        | 220,0                    |
| CONCEPCION   | 6,0                                   | 6,0                 | 25,00                        | 150,0                    | 5,0                                   | 5,0                 | 25,00                        | 125,0                    |
| <b>TOTAL</b> | <b>22,0</b>                           | <b>21,0</b>         | <b>25,00</b>                 | <b>525,0</b>             | <b>17,0</b>                           | <b>15,0</b>         | <b>23,00</b>                 | <b>345,0</b>             |



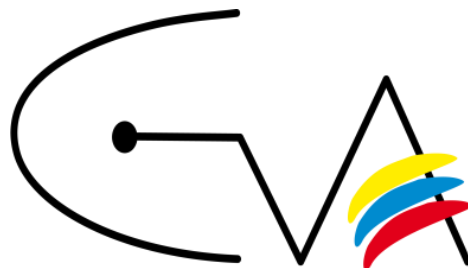
Libertad y Orden  
**Ministerio de Agricultura y Desarrollo Rural**  
República de Colombia

# CULTIVOS ANUALES



**CCI** CORPORACIÓN  
COLOMBIA  
INTERNACIONAL

Sembramos a Colombia por el mundo



Evaluaciones Agropecuarias Municipales

## CONSOLIDADO DEPARTAMENTAL DE CULTIVOS ANUALES AÑO 2012

GOBERNACION DE SANTANDER – SECRETARIA DE AGRICULTURA Y DESARROLLO RURAL  
GRUPO DE PLANIFICACION, ANALISIS, EVALUACION Y SEGUIMIENTO

| CULTIVO         | EVALUACIÓN DEFINITIVA 2012 |                     |                          |                     |
|-----------------|----------------------------|---------------------|--------------------------|---------------------|
|                 | AREA SEMBRADA (Ha)         | AREA COSECHADA (Ha) | PRODUCCION OBTENIDA (Tn) | RENDIMIENTO (Tn/Ha) |
| APIO- ARRACACHA | 319,50                     | 309,3               | 3.584,0                  | 11,58               |
| ESTROPAJO       | 1,00                       | 1,0                 | 0,1                      | 0,10                |
| HABA            | 7,00                       | 6,0                 | 15,0                     | 2,50                |
| TABACO NEGRO    | 3.146,00                   | 2.829,0             | 5.645,1                  | 1,99                |
| YUCA            | 6.563,42                   | 5.394,5             | 67.179,8                 | 12,45               |
| <b>TOTAL</b>    | <b>10.036,92</b>           | <b>8.539,8</b>      | <b>76.424,0</b>          |                     |

## CULTIVOS ANUALES

### CULTIVO: APIO - ARRACACHA

| MUNICIPIO            | EVALUACION DEFINITIVA 2012 |               |                     |                          |
|----------------------|----------------------------|---------------|---------------------|--------------------------|
|                      | AREA (Has)                 |               | RENDIMIENTO (Tn/Ha) | PRODUCCION OBTENIDA (Tn) |
|                      | SEMBRADA                   | COSECHADA     |                     |                          |
| BETULIA              | 40,00                      | 40,00         | 20,00               | 800,00                   |
| CHARTA               | 12,00                      | 12,00         | 2,00                | 24,00                    |
| EL CARMEN DE CHUCURI | 1,00                       | 0,80          | 7,50                | 6,00                     |
| JESUS MARIA          | 15,00                      | 14,00         | 7,00                | 98,00                    |
| LA PAZ               | 2,50                       | 2,50          | 6,00                | 15,00                    |
| MATANZA              | 11,00                      | 10,50         | 8,00                | 84,00                    |
| OIBA                 | 8,00                       | 8,00          | 3,00                | 24,00                    |
| ONZAGA               | 20,00                      | 15,00         | 3,00                | 45,00                    |
| PIEDRECUESTA         | 22,00                      | 22,00         | 7,00                | 154,00                   |
| PUENTE NACIONAL      | 4,00                       | 4,00          | 3,00                | 12,00                    |
| SAN BENITO           | 5,00                       | 5,00          | 7,00                | 35,00                    |
| SANTA BARBARA        | 23,00                      | 21,00         | 13,00               | 273,00                   |
| SIMACOTA             | 19,00                      | 17,50         | 4,80                | 84,00                    |
| SUCRE                | 8,00                       | 8,00          | 5,00                | 40,00                    |
| SURATA               | 105,00                     | 105,00        | 10,00               | 1.050,00                 |
| TONA                 | 4,00                       | 4,00          | 10,00               | 40,00                    |
| ZAPATOCA             | 20,00                      | 20,00         | 40,00               | 800,00                   |
| <b>TOTAL</b>         | <b>319,50</b>              | <b>309,30</b> | <b>11,58</b>        | <b>3.584,00</b>          |



**CULTIVO: ESTROPAJO**

| MUNICIPIO    | EVALUACION DEFINITIVA AÑO 2012 |             |                      |                          |
|--------------|--------------------------------|-------------|----------------------|--------------------------|
|              | AREA (HAS)                     |             | RENDIMIENTO (TON/HA) | PRODUCCION OBTENIDA (Tn) |
|              | SEMBRADA                       | COSECHADA   |                      |                          |
| PALMAR       | 1,00                           | 1,00        | 0,10                 | 0,10                     |
| <b>TOTAL</b> | <b>1,00</b>                    | <b>1,00</b> | <b>0,10</b>          | <b>0,10</b>              |

**CULTIVO: HABA**

| MUNICIPIO    | EVALUACION DEFINITIVA AÑO 2012 |             |                      |                          |
|--------------|--------------------------------|-------------|----------------------|--------------------------|
|              | AREA (HAS)                     |             | RENDIMIENTO (TON/HA) | PRODUCCION OBTENIDA (Tn) |
|              | SEMBRADA                       | COSECHADA   |                      |                          |
| CARCASI      | 7,00                           | 6,00        | 2,50                 | 15,00                    |
| <b>TOTAL</b> | <b>7,00</b>                    | <b>6,00</b> | <b>2,50</b>          | <b>15,00</b>             |

**CULTIVO: TABACO NEGRO**

| MUNICIPIO  | EVALUACION DEFINITIVA AÑO 2012 |           |                     |                          |
|------------|--------------------------------|-----------|---------------------|--------------------------|
|            | AREA (Has)                     |           | RENDIMIENTO (Tn/Ha) | PRODUCCION OBTENIDA (Tn) |
|            | SEMBRADA                       | COSECHADA |                     |                          |
| ARATOCA    | 35,00                          | 35,00     | 2,00                | 70,00                    |
| BARICHARA  | 260,00                         | 258,00    | 2,00                | 516,00                   |
| CAPITANEJO | 290,00                         | 290,00    | 1,70                | 493,00                   |
| CONCEPCION | 5,00                           | 5,00      | 1,50                | 7,50                     |
| CURITI     | 600,00                         | 400,00    | 0,67                | 268,00                   |
| GIRON      | 240,00                         | 226,00    | 6,00                | 1.356,00                 |
| JORDAN     | 250,00                         | 250,00    | 2,00                | 500,00                   |
| LOS SANTOS | 1.200,00                       | 1.100,00  | 1,80                | 1.980,00                 |

**CULTIVO: TABACO NEGRO**

| MUNICIPIO           | EVALUACION DEFINITIVA AÑO 2012 |                 |                      |                          |
|---------------------|--------------------------------|-----------------|----------------------|--------------------------|
|                     | AREA (HAS)                     |                 | RENDIMIENTO (TON/HA) | PRODUCCION OBTENIDA (Tn) |
|                     | SEMRADA                        | COSECHADA       |                      |                          |
| PIEDRECUESTA        | 18,00                          | 18,00           | 1,55                 | 28,80                    |
| SAN JOSE DE MIRANDA | 48,00                          | 47,00           | 1,40                 | 65,80                    |
| VILLANUEVA          | 200,00                         | 200,00          | 1,80                 | 360,00                   |
| <b>TOTAL</b>        | <b>3.146,00</b>                | <b>2.829,00</b> | <b>1,99</b>          | <b>5.645,10</b>          |

**CULTIVO: YUCA**

| MUNICIPIO       | EVALUACION DEFINITIVA AÑO 2012 |           |                      |                          |
|-----------------|--------------------------------|-----------|----------------------|--------------------------|
|                 | AREA (HAS)                     |           | RENDIMIENTO (TON/HA) | PRODUCCION OBTENIDA (Tn) |
|                 | SEMRADA                        | COSECHADA |                      |                          |
| ALBANIA         | 40,00                          | 40,00     | 6,00                 | 240,00                   |
| BARBOSA         | 16,00                          | 16,00     | 13,00                | 208,00                   |
| BARICHARA       | 385,00                         | 381,00    | 1,50                 | 571,50                   |
| BARRANCABERMEJA | 195,42                         | 189,50    | 9,00                 | 1.705,50                 |
| BETULIA         | 25,00                          | 25,00     | 8,00                 | 200,00                   |
| BOLIVAR         | 50,00                          | 45,00     | 16,00                | 720,00                   |
| BUCARAMANGA     | 22,00                          | 20,00     | 4,00                 | 80,00                    |
| CABRERA         | 3,00                           | 3,00      | 8,00                 | 24,00                    |
| CHARALA         | 75,00                          | 60,00     | 7,00                 | 420,00                   |
| CHIMA           | 134,00                         | 117,00    | 16,00                | 1.872,00                 |
| CONFINES        | 60,00                          | 40,00     | 20,00                | 800,00                   |
| CONTRATAACION   | 40,00                          | 40,00     | 10,00                | 400,00                   |
| COROMORO        | 180,00                         | 144,00    | 8,00                 | 1.152,00                 |

**CULTIVO: YUCA**

| MUNICIPIO            | EVALUACION DEFINITIVA AÑO 2012 |           |                      |                          |
|----------------------|--------------------------------|-----------|----------------------|--------------------------|
|                      | AREA (HAS)                     |           | RENDIMIENTO (TON/HA) | PRODUCCION OBTENIDA (Tn) |
|                      | SEMBRADA                       | COSECHADA |                      |                          |
| EL CARMEN DE CHUCURI | 40,00                          | 30,00     | 8,30                 | 249,00                   |
| EL PLAYON            | 150,00                         | 100,00    | 8,00                 | 800,00                   |
| ENCINO               | 54,00                          | 34,00     | 4,00                 | 136,00                   |
| FLORIAN              | 85,00                          | 80,00     | 0,60                 | 48,00                    |
| GALAN                | 160,00                         | 70,00     | 35,00                | 2.450,00                 |
| GAMBITA              | 70,00                          | 3,00      | 15,00                | 1.050,00                 |
| GUACA                | 7,00                           | 6,00      | 5,00                 | 30,00                    |
| GUADALUPE            | 150,00                         | 100,00    | 16,00                | 1.600,00                 |
| GUAPOTA              | 38,00                          | 29,00     | 20,00                | 580,00                   |
| GUAVATA              | 36,00                          | 30,00     | 3,00                 | 90,00                    |
| GUEPSA               | 10,00                          | 8,00      | 30,00                | 240,00                   |
| HATO                 | 90,00                          | 70,00     | 25,00                | 1.750,00                 |
| JESUS MARIA          | 30,00                          | 25,00     | 6,00                 | 150,00                   |
| LA BELLEZA           | 80,00                          | 32,00     | 28,00                | 896,00                   |
| LA PAZ               | 65,00                          | 65,00     | 6,00                 | 390,00                   |
| LANDAZURI            | 242,00                         | 242,00    | 8,00                 | 1.932,00                 |
| LEBRIJA              | 520,00                         | 500,00    | 20,00                | 10.000,00                |
| MACARAVITA           | 7,00                           | 7,00      | 8,50                 | 59,50                    |
| MATANZA              | 29,00                          | 28,00     | 2,50                 | 70,00                    |
| MOGOTES              | 200,00                         | 120,00    | 10,00                | 1.200,00                 |

**CULTIVO: YUCA**

| MUNICIPIO              | EVALUACION DEFINITIVA AÑO 2012 |           |                      |                          |
|------------------------|--------------------------------|-----------|----------------------|--------------------------|
|                        | AREA (HAS)                     |           | RENDIMIENTO (TON/HA) | PRODUCCION OBTENIDA (Tn) |
|                        | SEMBRADA                       | COSECHADA |                      |                          |
| OCAMONTE               | 12,00                          | 11,00     | 12,00                | 132,00                   |
| OIBA                   | 60,00                          | 60,00     | 14,00                | 840,00                   |
| ONZAGA                 | 50,00                          | 40,00     | 1,20                 | 48,00                    |
| PALMAR                 | 2,00                           | 2,00      | 40,00                | 80,00                    |
| PALMAS DEL SOCORRO     | 150,00                         | 70,00     | 24,00                | 1.680,00                 |
| PARAMO                 | 90,00                          | 90,00     | 30,00                | 2.700,00                 |
| PIEDRECUESTA           | 130,00                         | 130,00    | 10,00                | 1.300,00                 |
| PINCHOTE               | 100,00                         | 85,00     | 27,00                | 2.295,00                 |
| PUENTE NACIONAL        | 90,00                          | 90,00     | 7,90                 | 702,00                   |
| PUERTO PARRA           | 40,00                          | 35,00     | 20,00                | 700,00                   |
| PUERTO WILCHES         | 150,00                         | 141,00    | 4,00                 | 564,00                   |
| RIONEGRO               | 320,00                         | 280,00    | 15,00                | 4.200,00                 |
| SABANA DE TORRES       | 260,00                         | 230,00    | 6,20                 | 1.426,00                 |
| SAN ANDRES             | 10,00                          | 8,00      | 2,50                 | 20,00                    |
| SAN GIL                | 252,00                         | 220,00    | 11,00                | 2.420,00                 |
| SAN JOAQUIN            | 100,00                         | 90,00     | 7,00                 | 630,00                   |
| SAN JOSE DE MIRANDA    | 13,00                          | 13,00     | 4,10                 | 53,30                    |
| SANTA BARBARA          | 17,00                          | 16,00     | 9,00                 | 144,00                   |
| SAN VICENTE DE CHUCURI | 265,00                         | 260,00    | 15,00                | 3.900,00                 |
| SANTA HELENA DEL OPON  | 52,00                          | 52,00     | 10,00                | 520,00                   |

**CULTIVO: YUCA**

| <b>MUNICIPIO</b>  | <b>EVALUACION DEFINITIVA AÑO 2012</b> |                  |                                 |                                     |
|-------------------|---------------------------------------|------------------|---------------------------------|-------------------------------------|
|                   | <b>AREA (HAS)</b>                     |                  | <b>RENDIMIENTO<br/>(TON/HA)</b> | <b>PRODUCCION<br/>OBTENIDA (Tn)</b> |
|                   | <b>SEMBRADA</b>                       | <b>COSECHADA</b> |                                 |                                     |
| SIMACOTA          | 145,00                                | 142,00           | 7,50                            | 1.065,00                            |
| SOCORRO           | 50,00                                 | 20,00            | 12,00                           | 240,00                              |
| SUAITA            | 150,00                                | 145,00           | 10,50                           | 1.459,00                            |
| SUCRE             | 20,00                                 | 20,00            | 15,00                           | 300,00                              |
| VALLE DE SAN JOSE | 170,00                                | 170,00           | 39,00                           | 6.630,00                            |
| VILLANUEVA        | 300,00                                | 240,00           | 6,00                            | 1.440,00                            |
| ZAPATOCA          | 35,00                                 | 35,00            | 8,00                            | 280,00                              |
| <b>TOTAL</b>      | <b>6.563,42</b>                       | <b>5.394,50</b>  | <b>12,45</b>                    | <b>67.179,80</b>                    |



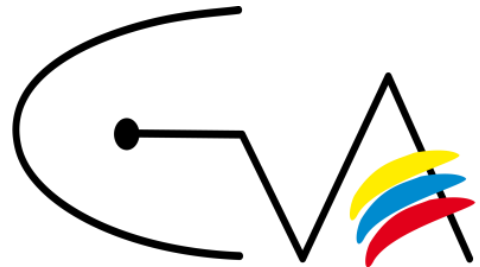
Libertad y Orden  
**Ministerio de Agricultura y Desarrollo Rural**  
República de Colombia

# CULTIVOS PERMANENTES



**CCI** CORPORACIÓN  
COLOMBIA  
INTERNACIONAL

Sembramos a Colombia por el mundo



Evaluaciones Agropecuarias Municipales

## CONSOLIDADO DEPARTAMENTAL DE CULTIVOS PERMANENTES AÑO 2012

GOBERNACION DE SANTANDER – SECRETARIA DE AGRICULTURA Y DESARROLLO RURAL

GRUPO DE PLANIFICACION, ANALISIS, EVALUACION Y SEGUIMIENTO

| CULTIVO       | EVALUACION DEFINITIVA AÑO 2012 |                        |                             |                        |
|---------------|--------------------------------|------------------------|-----------------------------|------------------------|
|               | AREA SEMBRADA<br>(Ha)          | AREA COSECHADA<br>(Ha) | PRODUCCION OBTENIDA<br>(Tn) | RENDIMIENTO<br>(Tn/Ha) |
| AGUACATE      | 3.550,50                       | 2.987,50               | 17.065,10                   | 5,71                   |
| AJI           | 12,50                          | 11,50                  | 41,50                       | 3,60                   |
| BADEA         | 30,00                          | 15,00                  | 300,00                      | 20,00                  |
| BANANO        | 1.425,00                       | 1.355,00               | 7.307,00                    | 5,39                   |
| CACAO         | 49.961,00                      | 45.299,80              | 26.431,64                   | 0,58                   |
| CADUCIFOLIOS  | 9,00                           | 9,00                   | 74,00                       | 8,22                   |
| CAFÉ          | 47.028,23                      | 17.797,00              | 28.276,00                   | 1,58                   |
| CAÑA PANELERA | 25.694,50                      | 18.164,50              | 269.605,00                  | 14,80                  |
| CAUCHO        | 8.430,40                       | 1.944,20               | 3.270,50                    | 1,68                   |
| CHACHAFRUTO   | 120,00                         | 30,00                  | 150,00                      | 5,00                   |
| CHIRIMOYA     | 30,00                          | 30,00                  | 90,00                       | 3,00                   |
| CITRICOS      | 1.003,50                       | 913,00                 | 7.478,80                    | 8,19                   |
| CURUBA        | 49,00                          | 47,00                  | 258,00                      | 5,48                   |
| DURAZNO       | 24,50                          | 7,00                   | 140,00                      | 20,00                  |
| FEIJOA        | 9,00                           | 5,00                   | 12,00                       | 2,40                   |
| FIQUE         | 3.149,00                       | 2.062,00               | 2.643,00                    | 1,28                   |
| GRANADILLA    | 7,00                           | 7,00                   | 35,00                       | 5,00                   |
| GUANABANA     | 507,00                         | 311,50                 | 1.501,30                    | 4,81                   |
| GUAYABA       | 5.131,60                       | 4.395,00               | 33.545,00                   | 7,63                   |
| GULUPA        | 42,00                          | 41,00                  | 492,00                      | 12,00                  |
| HELICONIA     | 21,00                          | 19,00                  | 285,00                      | 15,00                  |
| LIMA TAHITI   | 1.331,00                       | 1.108,00               | 17.810,00                   | 16,07                  |
| LIMON         | 2.076,36                       | 1.816,00               | 34.253,30                   | 18,86                  |
| LULO          | 554,50                         | 359,00                 | 5.890,00                    | 16,40                  |

## CONSOLIDADO DEPARTAMENTAL DE CULTIVOS PERMANENTES AÑO 2012

GOBERNACION DE SANTANDER – SECRETARIA DE AGRICULTURA Y DESARROLLO RURAL

GRUPO DE PLANIFICACION, ANALISIS, EVALUACION Y SEGUIMIENTO

| CULTIVO         | EVALUACION DEFINITIVA AÑO 2012 |                        |                             |                        |
|-----------------|--------------------------------|------------------------|-----------------------------|------------------------|
|                 | AREA SEMBRADA<br>(Ha)          | AREA COSECHADA<br>(Ha) | PRODUCCION OBTENIDA<br>(Tn) | RENDIMIENTO<br>(Tn/Ha) |
| MAMONCILLO      | 1,00                           | 1,00                   | 30,00                       | 30,00                  |
| MANDARINA       | 6.541,20                       | 5.637,70               | 87.498,40                   | 15,52                  |
| MANGO           | 152,00                         | 142,00                 | 1.009,00                    | 7,10                   |
| MARACUYA        | 352,00                         | 288,00                 | 7.300,00                    | 25,34                  |
| MORA            | 2.098,70                       | 1.638,00               | 16.856,60                   | 10,29                  |
| NARANJA         | 3.903,70                       | 2.759,20               | 62.233,90                   | 22,55                  |
| NISPERO         | 10,00                          | 10,00                  | 20,00                       | 2,00                   |
| NONI            | 6,00                           | 3,00                   | 6,00                        | 2,00                   |
| PALMA DE ACEITE | 72.251,20                      | 59.999,41              | 398.601,70                  | 6,64                   |
| PAPAYA          | 133,00                         | 110,00                 | 2.838,70                    | 25,80                  |
| PIÑA            | 7.144,00                       | 6.255,00               | 22.373,80                   | 35,76                  |
| PITAHAYA        | 227,00                         | 170,00                 | 1.365,00                    | 8,02                   |
| PLATANO         | 10.784,20                      | 8.815,50               | 93.754,55                   | 10,63                  |
| TOMATE DE ARBOL | 148,80                         | 100,80                 | 810,90                      | 8,04                   |
| ZAPOTE          | 4,00                           | 4,00                   | 32,00                       | 8,00                   |
| <b>TOTAL</b>    | <b>244.198,89</b>              | <b>184.667,61</b>      | <b>1.151.684,69</b>         |                        |



## CULTIVOS PERMANENTES

### CULTIVO: AGUACATE

| MUNICIPIO              | AREA (HAS)     |                | PRODUCCION OBTENIDA (Tn) | RENDIMIENTO (TON/HA) |
|------------------------|----------------|----------------|--------------------------|----------------------|
|                        | SEMRADA        | COSECHADA      |                          |                      |
| ARATOCA                | 14,0           | 11,0           | 198,0                    | 18,0                 |
| BETULIA                | 40,0           | 40,0           | 40,0                     | 1,0                  |
| BUCARAMANGA            | 6,0            | 5,0            | 40,0                     | 8,0                  |
| CEPITA                 | 9,0            | 7,0            | 7,0                      | 1,0                  |
| CONCEPCION             | 15,0           | 15,0           | 105,0                    | 7,0                  |
| CONFINES               | 13,0           | 2,0            | 8,0                      | 4,0                  |
| EL CARMEN DE CHUCURI   | 1.400,0        | 1.200,0        | 4.560,0                  | 3,8                  |
| EL GUACAMAYO           | 3,0            | 2,5            | 20,0                     | 8,0                  |
| EL PEÑON               | 3,0            | 1,0            | 8,0                      | 8,0                  |
| EL PLAYON              | 122,0          | 103,0          | 875,5                    | 8,5                  |
| FLORIAN                | 8,0            |                |                          |                      |
| GUADALUPE              | 10,0           | 10,0           | 60,0                     | 6,0                  |
| LANDAZURI              | 516,0          | 506,0          | 2.580,6                  | 5,1                  |
| LEBRIJA                | 50,0           | 10,0           | 100,0                    | 10,0                 |
| MACARAVITA             | 1,5            | 1,5            | 9,0                      | 6,0                  |
| MATANZA                | 13,0           | 7,5            | 60,0                     | 8,0                  |
| RIONEGRO               | 830,0          | 620,0          | 5.580,0                  | 9,0                  |
| SAN JOSE DE MIRANDA    | 5,0            | 4,0            | 4,0                      | 1,0                  |
| SAN MIGUEL             | 11,0           | 10,0           | 70,0                     | 7,0                  |
| SAN VICENTE DE CHUCURI | 442,0          | 398,0          | 2.587,0                  | 6,5                  |
| SIMACOTA               | 39,0           | 34,0           | 153,0                    | 4,5                  |
| <b>TOTAL</b>           | <b>3.550,5</b> | <b>2.987,5</b> | <b>17.065,1</b>          | <b>5,71</b>          |

**CULTIVO: AJI**

| MUNICIPIO    | AREA (HAS)  |             | PRODUCCION OBTENIDA (Tn) | RENDIMIENTO (TON/HA) |
|--------------|-------------|-------------|--------------------------|----------------------|
|              | SEMBRADA    | COSECHADA   |                          |                      |
| GUEPSA       | 3,0         | 3,0         | 9,0                      | 3,00                 |
| LA PAZ       | 9,0         | 8,0         | 32,0                     | 4,00                 |
| PALMAR       | 0,5         | 0,5         | 0,5                      | 1,00                 |
| <b>TOTAL</b> | <b>12,5</b> | <b>11,5</b> | <b>41,5</b>              | <b>3,60</b>          |

**CULTIVO: BADEA**

| MUNICIPIO    | AREA (HAS)  |             | PRODUCCION OBTENIDA (Tn) | RENDIMIENTO (TON/HA) |
|--------------|-------------|-------------|--------------------------|----------------------|
|              | SEMBRADA    | COSECHADA   |                          |                      |
| RIONEGRO     | 30,0        | 15,0        | 300,0                    | 20,0                 |
| <b>TOTAL</b> | <b>30,0</b> | <b>15,0</b> | <b>300,0</b>             | <b>20,0</b>          |

**CULTIVO: BANANO**

| MUNICIPIO            | AREA (HAS)      |                 | PRODUCCION OBTENIDA (Tn) | RENDIMIENTO (TON/HA) |
|----------------------|-----------------|-----------------|--------------------------|----------------------|
|                      | SEMBRADA        | COSECHADA       |                          |                      |
| BETULIA              | 50,0            | 50,0            | 50,0                     | 1,00                 |
| EL CARMEN DE CHUCURI | 50,0            | 30,0            | 120,0                    | 4,00                 |
| FLORIDABLANCA        | 120,0           | 120,0           | 960,0                    | 8,00                 |
| LANDAZURI            | 563,0           | 543,0           | 2.172,0                  | 4,00                 |
| LA PAZ               | 57,0            | 57,0            | 285,0                    | 5,00                 |
| RIONEGRO             | 175,0           | 175,0           | 1.050,0                  | 6,00                 |
| SAN MIGUEL           | 5,0             | 5,0             | 45,0                     | 9,00                 |
| VELEZ                | 405,0           | 375,0           | 2.625,0                  | 7,00                 |
| <b>TOTAL</b>         | <b>1.425,00</b> | <b>1.355,00</b> | <b>7.307,00</b>          | <b>5,39</b>          |

**CULTIVO: CACAO**

| MUNICIPIO            | AREA (HAS) |           | PRODUCCION OBTENIDA (Tn) | RENDIMIENTO (TON/HA) |
|----------------------|------------|-----------|--------------------------|----------------------|
|                      | SEMBRADA   | COSECHADA |                          |                      |
| BARRANCABERMEJA      | 106,3      | 68,3      | 54,64                    | 0,80                 |
| BETULIA              | 450,0      | 450,0     | 423,00                   | 0,94                 |
| BOLIVAR              | 330,0      | 250,0     | 125,00                   | 0,50                 |
| BUCARAMANGA          | 49,0       | 40,0      | 40,00                    | 1,00                 |
| CHARTA               | 17,5       | 16,5      | 12,40                    | 0,75                 |
| CHIMA                | 50,0       | 30,0      | 30,00                    | 1,00                 |
| CIMITARRA            | 2.650,0    | 75,0      | 75,00                    | 1,00                 |
| CONTRATACION         | 50,0       | 45,0      | 27,00                    | 0,60                 |
| EL CARMEN DE CHUCURI | 13.020,0   | 12.920,0  | 9.044,00                 | 0,70                 |
| EL GUACAMAYO         | 300,0      | 283,0     | 198,10                   | 0,70                 |
| EL PEÑON             | 407,0      | 372,0     | 372,00                   | 1,00                 |
| EL PLAYON            | 1.140,0    | 1.090,0   | 545,00                   | 0,50                 |
| FLORIAN              | 296,0      | 103,0     | 61,80                    | 0,60                 |
| FLORIDABLANCA        | 35,0       | 35,0      | 28,00                    | 0,80                 |
| GALAN                | 29,0       | 15,0      | 7,50                     | 0,50                 |
| GIRON                | 370,0      | 170,0     | 76,50                    | 0,45                 |
| GUADALUPE            | 156,0      | 136,0     | 272,00                   | 2,00                 |
| GUAPOTA              | 170,0      | 163,0     | 163,00                   | 1,00                 |
| HATO                 | 110,0      | 90,0      | 72,00                    | 0,80                 |
| LA BELLEZA           | 635,0      | 630,0     | 315,00                   | 0,50                 |
| LA PAZ               | 498,0      | 498,0     | 249,00                   | 0,50                 |
| LANDAZURI            | 5.996,0    | 5.996,0   | 2.998,00                 | 0,50                 |
| LEBRIJA              | 1.000,0    | 750,0     | 375,00                   | 0,50                 |
| MATANZA              | 28,8       | 23,0      | 11,50                    | 0,50                 |
| OCAMONTE             | 40,0       | 30,0      | 30,00                    | 1,00                 |
| OIBA                 | 16,0       | 8,0       | 6,40                     | 0,8                  |
| PALMAR               | 17,0       | 6,0       | 18,00                    | 3,0                  |

**CULTIVO: CACAO**

| MUNICIPIO              | AREA (HAS)      |                 | PRODUCCION OBTENIDA (Tn) | RENDIMIENTO (TON/HA) |
|------------------------|-----------------|-----------------|--------------------------|----------------------|
|                        | SEMRADA         | COSECHADA       |                          |                      |
| PALMAS DELSOCORRO      | 95,0            | 61,0            | 48,80                    | 0,80                 |
| PIEDRECUESTA           | 90,0            | 72,0            | 36,00                    | 0,50                 |
| PUERTO PARRA           | 109,0           | 25,0            | 10,00                    | 0,40                 |
| RIONEGRO               | 4.818,0         | 4.000,0         | 2.000,00                 | 0,50                 |
| SABANA DE TORRES       | 106,0           | 91,0            | 45,50                    | 0,50                 |
| SAN BENITO             | 30,0            | 20,0            | 140,00                   | 7,00                 |
| SAN VICENTE DE CHUCURI | 16.750,0        | 14.700,0        | 7.350,00                 | 0,50                 |
| SANTA HELENA DEL OPON  | 1.100,0         | 710,0           | 390,50                   | 0,55                 |
| SIMACOTA               | 173,0           | 155,0           | 139,50                   | 0,90                 |
| SOCORRO                | 200,0           | 181,0           | 271,50                   | 1,50                 |
| SUCRE                  | 806,0           | 726,0           | 217,80                   | 0,30                 |
| VALLE DE SAN JOSE      | 64,0            | 40,0            | 40,00                    | 1,00                 |
| VELEZ                  | 266,0           | 226,0           | 113,00                   | 0,50                 |
| <b>TOTAL</b>           | <b>52.536,0</b> | <b>45.299,8</b> | <b>26.431,64</b>         | <b>0,58</b>          |

**CULTIVO: CADUCIFOLIOS**

| MUNICIPIO    | AREA (HAS) |            | PRODUCCION OBTENIDA (Tn) | RENDIMIENTO (TON/HA) |
|--------------|------------|------------|--------------------------|----------------------|
|              | SEMRADA    | COSECHADA  |                          |                      |
| CERRITO      | 1,0        | 1,0        | 10,0                     | 10,00                |
| CHIPATA      | 8,0        | 8,0        | 64,0                     | 8,00                 |
| <b>TOTAL</b> | <b>9,0</b> | <b>9,0</b> | <b>74,0</b>              | <b>8,22</b>          |

**CULTIVO: CAFÉ**

| MUNICIPIO            | AREA (HAS) |           | PRODUCCION OBTENIDA (Tn) | RENDIMIENTO (TON/HA) |
|----------------------|------------|-----------|--------------------------|----------------------|
|                      | SEMBRADA   | COSECHADA |                          |                      |
| AGUADA               | 79,51      | 38,0      | 30,4                     | 0,80                 |
| ALBANIA              | 469,02     | 367,0     | 146,8                    | 0,40                 |
| ARATOCA              | 1.712,03   |           |                          |                      |
| BARBOSA              | 683,60     | 180,0     | 270,0                    | 1,50                 |
| BARICHARA            | 585,46     | 532,0     | 478,8                    | 0,90                 |
| BETULIA              | 540,97     | 22,0      | 242,0                    | 11,00                |
| BOLIVAR              | 149,82     | 100,0     | 150,0                    | 1,50                 |
| BUCARAMANGA          | 549,28     | 543,3     |                          |                      |
| CABRERA              | 6,64       | 4,0       | 4,0                      | 1,00                 |
| CHARALA              | 1.115,25   | 200,0     | 200,0                    | 1,00                 |
| CHARTA               | 125,62     |           |                          |                      |
| CHIMA                | 822,05     | 80,0      | 40,0                     | 0,50                 |
| CHIPATA              | 96,44      |           |                          |                      |
| CONFINES             | 1.135,64   | 800,0     | 1.200,0                  | 1,50                 |
| CONTRATACION         | 222,36     | 104,0     | 873,6                    | 8,40                 |
| COROMORO             | 1.450,04   |           |                          |                      |
| CURITI               | 1.351,88   | 90,0      | 225,0                    | 2,50                 |
| EL CARMEN DE CHUCURI | 1.185,35   | 380,0     | 456,0                    | 1,20                 |
| EL GUACAMAYO         | 31,54      | 31,0      | 21,7                     | 0,70                 |
| EL PLAYON            | 901,66     | 780,0     | 936,0                    | 1,20                 |
| ENCINO               | 214,75     | 82,0      | 82,0                     | 1,00                 |
| ENCISO               | 18,68      | 4,0       | 6,0                      | 1,50                 |
| FLORIAN              | 384,87     | 382,0     | 152,8                    | 0,40                 |
| FLORIDABLANCA        | 635,61     |           |                          |                      |
| GALAN                | 664,49     | 600,0     | 720,0                    | 1,20                 |
| GAMBITA              | 80,20      | 20,0      | 36,0                     | 1,80                 |
| GIRON                | 228,00     | 228,0     | 570,0                    | 2,50                 |
| GUACA                | 57,86      | 50,0      | 200,0                    | 4,00                 |
| GUADALUPE            | 1.391,78   | 1.052,0   | 736,4                    | 0,70                 |

**CULTIVO: CAFÉ**

| MUNICIPIO          | AREA (HAS) |           | PRODUCCION OBTENIDA (Tn) | RENDIMIENTO (TON/HA) |
|--------------------|------------|-----------|--------------------------|----------------------|
|                    | SEBRADA    | COSECHADA |                          |                      |
| GUAPOTA            | 320,00     | 307,0     | 307,0                    | 1,00                 |
| GUAVATA            | 584,87     |           |                          |                      |
| GUEPSA             | 121,41     | 121,0     | 363,0                    | 3,00                 |
| HATO               | 487,15     | 322,0     | 418,6                    | 1,30                 |
| JESUS MARIA        | 416,46     |           |                          |                      |
| JORDAN             | 66,24      | 64,0      | 134,4                    | 2,10                 |
| LA BELLEZA         | 225,63     |           |                          |                      |
| LA PAZ             | 44,90      |           |                          |                      |
| LANDAZURI          | 3,01       |           |                          |                      |
| LEBRIJA            | 78,57      | 78,0      | 15,6                     | 0,20                 |
| LOS SANTOS         | 273,95     | 179,0     | 53,7                     | 0,30                 |
| MALAGA             | 2,74       | 2,0       | 2,0                      | 1,00                 |
| MATANZA            | 1.401,04   | 654,0     | 2.289,0                  | 3,50                 |
| MOGOTES            | 776,04     | 600,0     | 900,0                    | 1,50                 |
| MOLAGAVITA         | 42,28      |           |                          |                      |
| OCAMONTE           | 1.115,63   | 900,0     | 900,0                    | 1,00                 |
| OIBA               | 1.414,19   | 980,0     | 1.470,0                  | 1,50                 |
| ONZAGA             | 32,35      | 30,0      | 60,0                     | 2,00                 |
| PALMAS DEL SOCORRO | 561,94     |           |                          |                      |
| PARAMO             | 1.743,26   | 1.700,0   | 6.460,0                  | 3,80                 |
| PIEDRECUESTA       | 601,33     | 413,0     | 206,5                    | 0,50                 |
| PINCHOTE           | 1.554,79   |           |                          |                      |

**CULTIVO: CAFÉ**

| MUNICIPIO              | AREA (HAS)       |                 | PRODUCCION OBTENIDA (Tn) | RENDIMIENTO (TON/HA) |
|------------------------|------------------|-----------------|--------------------------|----------------------|
|                        | SEMBRADA         | COSECHADA       |                          |                      |
| PUENTE NACIONAL        | 1.099,15         |                 |                          |                      |
| RIONEGRO               | 1.521,89         | 1.500,0         | 2.700,0                  | 1,80                 |
| SAN ANDRES             | 910,21           | 762,0           | 304,8                    | 0,40                 |
| SAN BENITO             | 177,44           | 167,0           | 1.670,0                  | 10,00                |
| SAN GIL                | 2.243,80         |                 |                          |                      |
| SAN JOAQUIN            | 21,74            | 16,0            | 9,6                      | 0,60                 |
| SAN JOSE DE MIRANDA    | 14,76            | 13,0            | 6,5                      | 0,50                 |
| SAN MIGUEL             | 45,0             | 30,0            | 30,0                     | 1,00                 |
| SAN VICENTE DE CHUCURI | 2.708,24         |                 |                          |                      |
| SANTA BARBARA          | 107,67           |                 |                          |                      |
| SIMACOTA               | 618,58           |                 |                          |                      |
| SOCORRO                | 3.665,56         |                 |                          |                      |
| SUAITA                 | 1.116,55         | 633,0           | 379,8                    | 0,60                 |
| SUCRE                  | 267,91           |                 |                          |                      |
| SURATA                 | 139,13           | 130,0           | 156,0                    | 1,20                 |
| TONA                   | 507,17           |                 |                          |                      |
| VALLE DE SAN JOSE      | 1.876,37         | 612,0           | 918,0                    | 1,50                 |
| VELEZ                  | 288,27           | 280,0           | 224,0                    | 0,80                 |
| VILLANUEVA             | 98,40            |                 |                          |                      |
| ZAPATOCA               | 842,21           | 52,0            | 520,0                    | 10,00                |
| <b>TOTAL</b>           | <b>47.028,23</b> | <b>17.797,0</b> | <b>28.276,0</b>          | <b>1,58</b>          |

**CULTIVO: CAÑA PANELERA**

| MUNICIPIO            | AREA (HAS) |           | PRODUCCION OBTENIDA (Tn) | RENDIMIENTO (TON/HA) |
|----------------------|------------|-----------|--------------------------|----------------------|
|                      | SEMBRADA   | COSECHADA |                          |                      |
| AGUADA               | 70,0       | 49,0      | 382,2                    | 7,8                  |
| ALBANIA              | 40,0       | 30,0      | 300,0                    | 10,0                 |
| BARBOSA              | 585,0      | 585,0     | 9.360,0                  | 16,0                 |
| BOLIVAR              | 159,0      | 96,0      | 960,0                    | 10,0                 |
| CHARALA              | 580,0      | 40,0      | 480,0                    | 12,0                 |
| CHIMA                | 52,0       | 20,0      | 200,0                    | 10,0                 |
| CONFINES             | 680,0      | 350,0     | 7.700,0                  | 22,0                 |
| CONTRATACION         | 5,0        | 5,0       | 75,0                     | 15,0                 |
| COROMORO             | 2.256,0    | 90,0      | 225,0                    | 2,5                  |
| CURITI               | 155,0      | 80,0      | 1.120,0                  | 14,0                 |
| EL CARMEN DE CHUCURI | 17,0       | 17,0      | 108,8                    | 6,4                  |
| EL GUACAMAYO         | 290,0      | 280,0     | 4.200,0                  | 15,0                 |
| EL PEÑON             | 11,5       | 11,5      | 12,7                     | 1,1                  |
| ENCINO               | 20,0       | 15,0      | 150,0                    | 10,0                 |
| FLORIAN              | 60,0       | 39,0      | 351,0                    | 9,0                  |
| GAMBITA              | 340,0      | 150,0     | 1.800,0                  | 12,0                 |
| GUACA                | 22,0       | 22,0      | 220,0                    | 10,0                 |
| GUADALUPE            | 143,0      | 133,0     | 1.729,0                  | 13,0                 |
| GUAPOTA              | 1.300,0    | 1.160,0   | 13.920,0                 | 12,0                 |
| GUAVATA              | 40,0       | 34,0      | 340,0                    | 10,0                 |
| GUEPSA               | 2.510,0    | 2.500,0   | 30.000,0                 | 12,0                 |
| HATO                 | 155,0      | 100       | 1.330,0                  | 13,3                 |
| JESUS MARIA          | 103,0      | 98,0      | 1.176,0                  | 12,0                 |
| LA PAZ               | 700,0      | 700,0     | 9.100,0                  | 13,0                 |
| MACARAVITA           | 8,0        | 7,0       | 12,6                     | 1,8                  |
| MOGOTES              | 2.100,0    | 1.600,0   | 23.040,0                 | 14,4                 |
| MOLAGAVITA           | 83,0       | 83,0      | 788,5                    | 9,5                  |
| OCAMONTE             | 985,0      | 600,0     | 10.800,0                 | 18,0                 |



**CULTIVO: CAÑA PANELERA**

| MUNICIPIO             | AREA (HAS)      |                 | PRODUCCION OBTENIDA (Tn) | RENDIMIENTO (TON/HA) |
|-----------------------|-----------------|-----------------|--------------------------|----------------------|
|                       | SEMBRADA        | COSECHADA       |                          |                      |
| OIBA                  | 455,0           | 390,0           | 5.460,0                  | 14,0                 |
| ONZAGA                | 155,0           | 100,0           | 900,0                    | 9,0                  |
| PALMAR                | 5,0             | 5,0             | 40,0                     | 8,0                  |
| PALMAS DEL SOCORRO    | 660,0           | 355,0           | 4.437,5                  | 12,5                 |
| PARAMO                | 1.120,0         | 1.070,0         | 16.050,0                 | 15,0                 |
| PIEDRECUESTA          | 133,0           | 133,0           | 1.197,0                  | 9,0                  |
| PUENTE NACIONAL       | 193,0           | 163,0           | 2.445,0                  | 15,0                 |
| SAN ANDRES            | 453,0           | 409,0           | 6.135,0                  | 15,0                 |
| SAN BENITO            | 3.667,0         | 2.200,0         | 53.900,0                 | 24,5                 |
| SAN GIL               | 244,0           | 236,0           | 2.596,0                  | 11,0                 |
| SAN JOAQUIN           | 251,0           | 241,0           | 2.259,0                  | 9,0                  |
| SAN MIGUEL            | 25,0            | 25,0            | 175,0                    | 7,0                  |
| SANTA HELENA DEL OPON | 80,0            | 80,0            | 560,0                    | 7,0                  |
| SIMACOTA              | 54,0            | 41,0            | 311,6                    | 7,6                  |
| SOCORRO               | 365,0           | 312,0           | 3.120,0                  | 10,0                 |
| SUAITA                | 2.015,0         | 1.715,0         | 24.010,0                 | 14,0                 |
| SUCRE                 | 153,0           | 153,0           | 1.637,1                  | 10,7                 |
| VALLE DE SAN JOSE     | 1.210,0         | 800,0           | 13.600,0                 | 17,0                 |
| VELEZ                 | 937,0           | 807,0           | 10.491,0                 | 13,0                 |
| ZAPATOCA              | 50,0            | 40,0            | 400,0                    | 10,0                 |
| <b>TOTAL</b>          | <b>25.694,5</b> | <b>18.169,5</b> | <b>269.605,0</b>         | <b>14,8</b>          |

**CULTIVO: CAUCHO**

| MUNICIPIO              | AREA (HAS)     |                | PRODUCCION OBTENIDA (Tn) | RENDIMIENTO (TON/HA) |
|------------------------|----------------|----------------|--------------------------|----------------------|
|                        | SEMBRADA       | COSECHADA      |                          |                      |
| BARRANCABERMEJA        | 1.224,4        | 142,2          | 227,5                    | 1,60                 |
| BETULIA                | 42,0           | 30,0           | 24,0                     | 0,80                 |
| CIMITARRA              | 2.847,0        | 880,0          | 1.056,0                  | 1,20                 |
| EL PLAYON              | 62,0           | 45,0           | 54,0                     | 1,20                 |
| GIRON                  | 492,0          | 100,0          | 200,0                    | 2,00                 |
| GUADALUPE              | 7,0            | 7,0            | 14,0                     | 1,00                 |
| LEBRIJA                | 132,0          |                |                          |                      |
| PUERTO PARRA           | 562,0          | 530,0          | 1.590,0                  | 3,00                 |
| PUERTO WILCHES         | 661,0          | 60,0           | 30,0                     | 0,50                 |
| RIONEGRO               | 150,0          | 150,0          | 75,0                     | 0,50                 |
| SABANA DE TORRES       | 251,0          |                |                          |                      |
| SAN VICENTE DE CHUCURI | 2.000,0        |                |                          |                      |
| <b>TOTAL</b>           | <b>8.430,4</b> | <b>1.944,2</b> | <b>3.270,5</b>           | <b>1,68</b>          |

**CULTIVO: CHACHAFRUTO**

| MUNICIPIO    | AREA (HAS)   |             | PRODUCCION OBTENIDA (Tn) | RENDIMIENTO (TON/HA) |
|--------------|--------------|-------------|--------------------------|----------------------|
|              | SEMBRADA     | COSECHADA   |                          |                      |
| CHARTA       | 120,0        | 30,0        | 150,0                    | 5,0                  |
| <b>TOTAL</b> | <b>120,0</b> | <b>30,0</b> | <b>150,0</b>             | <b>5,0</b>           |

**CULTIVO: CHIRIMOYA**

| MUNICIPIO    | AREA (HAS)  |             | PRODUCCION OBTENIDA (Tn) | RENDIMIENTO (TON/HA) |
|--------------|-------------|-------------|--------------------------|----------------------|
|              | SEMBRADA    | COSECHADA   |                          |                      |
| SAN MIGUEL   | 30,0        | 30,0        | 90,0                     | 3,0                  |
| <b>TOTAL</b> | <b>30,0</b> | <b>30,0</b> | <b>90,0</b>              | <b>3,0</b>           |

**CULTIVO: CITRICOS**

| MUNICIPIO           | AREA (HAS)     |              | PRODUCCION OBTENIDA (Tn) | RENDIMIENTO (TON/HA) |
|---------------------|----------------|--------------|--------------------------|----------------------|
|                     | SEMRADA        | COSECHADA    |                          |                      |
| ARATOCA             | 35,0           | 34,0         | 306,0                    | 9,00                 |
| BARRANCABERMEJA     | 15,0           | 13,0         | 137,8                    | 10,60                |
| BETULIA             | 60,0           | 55,0         | 495,0                    | 9,00                 |
| CIMITARRA           | 15,0           | 15,0         | 75,0                     | 5,00                 |
| COROMORO            | 10,0           | 9,0          | 117,0                    | 13,00                |
| EL GUACAMAYO        | 30,0           | 27,0         | 189,0                    | 7,00                 |
| HATO                | 70,0           | 65,0         | 1.820,0                  | 28,00                |
| EL PEÑON            | 1,0            | 1,0          | 8,0                      | 8,00                 |
| EL PLAYON           | 252,0          | 245,0        | 1.960,0                  | 8,00                 |
| GUADALUPE           | 25,0           | 20,0         | 360,0                    | 18,00                |
| GUEPSA              | 10,0           | 10,0         | 20,0                     | 2,00                 |
| LANDAZURI           | 242,0          | 242,0        | 968,0                    | 4,00                 |
| MALAGA              | 4,0            | 4,0          | 20,0                     | 5,00                 |
| MATANZA             | 60,0           | 36,0         | 396,0                    | 11,00                |
| PALMAR              | 22,0           | 20,0         | 200,0                    | 10,00                |
| PARAMO              | 18,0           |              |                          |                      |
| SAN JOSE DE MIRANDA | 45,0           | 42,0         | 147,0                    | 3,50                 |
| SIMACOTA            | 82,0           | 70,0         | 686,0                    | 9,80                 |
| VALLE DE SAN JOSE   | 7,5            | 5,0          | 60,0                     | 12,00                |
| <b>TOTAL</b>        | <b>1.003,5</b> | <b>913,0</b> | <b>7.478,8</b>           | <b>8,19</b>          |

**CULTIVO: CURUBA**

| MUNICIPIO    | AREA (HAS)  |             | PRODUCCION OBTENIDA (Tn) | RENDIMIENTO (TON/HA) |
|--------------|-------------|-------------|--------------------------|----------------------|
|              | SEMRADA     | COSECHADA   |                          |                      |
| CERRITO      | 4,0         | 4,0         | 28,0                     | 7,0                  |
| GUACA        | 5,0         | 5,0         | 40,0                     | 8,0                  |
| SURATA       | 40,0        | 38,0        | 190,0                    | 5,0                  |
| <b>TOTAL</b> | <b>49,0</b> | <b>47,0</b> | <b>258,0</b>             | <b>5,48</b>          |

**CULTIVO: DURAZNO**

| MUNICIPIO    | AREA (HAS)  |            | PRODUCCION OBTENIDA (Tn) | RENDIMIENTO (TON/HA) |
|--------------|-------------|------------|--------------------------|----------------------|
|              | SEMBRADA    | COSECHADA  |                          |                      |
| CERRITO      | 4,5         | 2,0        | 40,0                     | 20,0                 |
| CONCEPCION   | 20,0        | 5,0        | 100,0                    | 20,0                 |
| <b>TOTAL</b> | <b>24,5</b> | <b>7,0</b> | <b>140,0</b>             | <b>20,0</b>          |

**CULTIVO: FEIJOA**

| MUNICIPIO    | AREA (HAS) |            | PRODUCCION OBTENIDA (Tn) | RENDIMIENTO (TON/HA) |
|--------------|------------|------------|--------------------------|----------------------|
|              | SEMBRADA   | COSECHADA  |                          |                      |
| CALIFORNIA   | 8,0        | 4,0        | 10,0                     | 2,5                  |
| CERRITO      | 1,0        | 1,0        | 2,0                      | 2,0                  |
| <b>TOTAL</b> | <b>9,0</b> | <b>5,0</b> | <b>12,0</b>              | <b>2,4</b>           |

**CULTIVO: FIQUE**

| MUNICIPIO         | AREA (HAS)     |                | PRODUCCION OBTENIDA (Tn) | RENDIMIENTO (TON/HA) |
|-------------------|----------------|----------------|--------------------------|----------------------|
|                   | SEMBRADA       | COSECHADA      |                          |                      |
| ARATOCA           | 250,0          | 200,0          | 200,0                    | 1,00                 |
| CURITI            | 33,0           | 33,0           | 33,0                     | 1,00                 |
| LA PAZ            | 5,0            | 5,0            | 5,0                      | 1,00                 |
| MOGOTES           | 680,0          | 470,0          | 470,0                    | 1,00                 |
| MOLAGAVITA        | 94,0           | 60,0           | 150,0                    | 2,50                 |
| ONZAGA            | 927,0          | 300,0          | 300,0                    | 1,00                 |
| SAN JOAQUIN       | 1.135,0        | 974,0          | 1.461,0                  | 1,50                 |
| VALLE DE SAN JOSE | 25,0           | 20,0           | 24,0                     | 1,20                 |
| <b>TOTAL</b>      | <b>3.149,0</b> | <b>2.062,0</b> | <b>2.643,0</b>           | <b>1,28</b>          |

**CULTIVO: GRANADILLA**

| MUNICIPIO    | AREA (HAS) |            | PRODUCCION OBTENIDA (Tn) | RENDIMIENTO (TON/HA) |
|--------------|------------|------------|--------------------------|----------------------|
|              | SEMBRADA   | COSECHADA  |                          |                      |
| BETULIA      | 6,00       | 6,00       | 30,00                    | 5,0                  |
| SAN MIGUEL   | 1,0        | 1,0        | 5,0                      | 5,0                  |
| <b>TOTAL</b> | <b>7,0</b> | <b>7,0</b> | <b>35,0</b>              | <b>5,0</b>           |

**CULTIVO: GUANABANA**

| MUNICIPIO              | AREA (HAS)   |              | PRODUCCION OBTENIDA (Tn) | RENDIMIENTO (TON/HA) |
|------------------------|--------------|--------------|--------------------------|----------------------|
|                        | SEMBRADA     | COSECHADA    |                          |                      |
| BETULIA                | 6,0          | 6,0          | 50,4                     | 8,40                 |
| BUCARAMANGA            | 60,0         | 50,0         | 50,0                     | 1,00                 |
| CAPITANEJO             | 12,0         | 8,0          | 64,0                     | 8,00                 |
| CIMITARRA              | 109,0        | 17,0         | 340,0                    | 20,00                |
| FLORIAN                | 4,0          | 4,0          | 2,4                      | 0,60                 |
| FLORIDABLANCA          | 15,0         | 15,0         | 180,0                    | 12,00                |
| LEBRIJA                | 185,0        | 134,0        | 335,0                    | 2,50                 |
| MACARAVITA             | 1,5          | 1,5          | 3,5                      | 2,30                 |
| PIEDECUESTA            | 28,0         | 26,0         | 390,0                    | 15,00                |
| RIONEGRO               | 60,0         | 30,0         | 120,0                    | 4,00                 |
| SAN VICENTE DE CHUCURI | 27,0         | 20,0         | 30,0                     | 1,50                 |
| <b>TOTAL</b>           | <b>507,5</b> | <b>311,5</b> | <b>1.501,3</b>           | <b>4,81</b>          |

**CULTIVO: GUAYABA**

| MUNICIPIO       | AREA (HAS) |           | PRODUCCION OBTENIDA (Tn) | RENDIMIENTO (TON/HA) |
|-----------------|------------|-----------|--------------------------|----------------------|
|                 | SEMBRADA   | COSECHADA |                          |                      |
| ALBANIA         | 14,0       | 14,0      | 112,0                    | 8,00                 |
| BARBOSA         | 80,0       | 71,0      | 532,5                    | 7,50                 |
| BARRANCABERMEJA | 17,6       | 15,0      | 109,5                    | 7,30                 |

**CULTIVO: GUAYABA**

| MUNICIPIO             | AREA (HAS)     |                | PRODUCCION OBTENIDA (Tn) | RENDIMIENTO (TON/HA) |
|-----------------------|----------------|----------------|--------------------------|----------------------|
|                       | SEMBRADA       | COSECHADA      |                          |                      |
| CHIMA                 | 10,0           | 10,0           | 900,0                    | 9,00                 |
| EL GUACAMAYO          | 50,0           | 40,0           | 320,0                    | 8,00                 |
| FLORIAN               | 79,0           | 56,0           | 448,0                    | 8,00                 |
| GIRON                 | 70,0           | 70,0           | 1.540,0                  | 22,00                |
| GUADALUPE             | 70,0           | 60,0           | 600,0                    | 10,00                |
| GUAVATA               | 1.078,0        | 968,0          | 9.680,0                  | 10,00                |
| GUEPSA                | 115,0          | 114,0          | 798,0                    | 7,00                 |
| JESUS MARIA           | 670,0          | 566,0          | 3.962,0                  | 9,00                 |
| LA PAZ                | 346,0          | 200,0          | 1.400,0                  | 7,00                 |
| LEBRIJA               | 106,0          | 66,0           | 990,0                    | 15,00                |
| MOGOTES               | 35,0           | 28,0           | 112,0                    | 4,00                 |
| OCAMONTE              | 3,0            | 2,0            | 3,0                      | 1,50                 |
| PUENTE NACIONAL       | 1.298,0        | 1.100,0        | 5.500,0                  | 5,00                 |
| SAN BENITO            | 296,0          | 250,0          | 875,0                    | 3,50                 |
| SANTA HELENA DEL OPON | 100,0          | 100,0          | 350,0                    | 3,50                 |
| TONA                  | 5,0            | 1,0            | 1,0                      | 1,00                 |
| VELEZ                 | 689,0          | 664,0          | 5.312,0                  | 8,00                 |
| <b>TOTAL</b>          | <b>5.131,6</b> | <b>4.395,0</b> | <b>33.545,0</b>          | <b>7,63</b>          |

**CULTIVO: GULUPA**

| MUNICIPIO    | AREA (HAS)  |             | PRODUCCION OBTENIDA (Tn) | RENDIMIENTO (TON/HA) |
|--------------|-------------|-------------|--------------------------|----------------------|
|              | SEMBRADA    | COSECHADA   |                          |                      |
| FLORIAN      | 42,0        | 41,0        | 492,0                    | 12,0                 |
| <b>TOTAL</b> | <b>42,0</b> | <b>41,0</b> | <b>492,0</b>             | <b>12,0</b>          |

**CULTIVO: HELICONIAS**

| MUNICIPIO    | AREA (HAS)  |             | PRODUCCION OBTENIDA (Tn) | RENDIMIENTO (TON/HA) |
|--------------|-------------|-------------|--------------------------|----------------------|
|              | SEMBRADA    | COSECHADA   |                          |                      |
| SUAITA       | 21,0        | 19,0        | 285,0                    | 15,0                 |
| <b>TOTAL</b> | <b>21,0</b> | <b>19,0</b> | <b>285,0</b>             | <b>15,0</b>          |

**CULTIVO: LIMA TAHITI**

| MUNICIPIO    | AREA (HAS)     |                | PRODUCCION OBTENIDA (Tn) | RENDIMIENTO (TON/HA) |
|--------------|----------------|----------------|--------------------------|----------------------|
|              | SEMBRADA       | COSECHADA      |                          |                      |
| BUCARAMANGA  | 55,0           | 50,0           | 500,0                    | 10,00                |
| GIRON        | 78,0           | 60,0           | 600,0                    | 10,00                |
| LEBRIJA      | 850,0          | 650,0          | 9.750,0                  | 15,00                |
| RIONEGRO     | 348,0          | 348,0          | 6.960,0                  | 20,00                |
| <b>TOTAL</b> | <b>1.331,0</b> | <b>1.108,0</b> | <b>17.810,0</b>          | <b>16,07</b>         |

**CULTIVO: LIMON**

| MUNICIPIO       | AREA (HAS)      |                | PRODUCCION OBTENIDA (Tn) | RENDIMIENTO (TON/HA) |
|-----------------|-----------------|----------------|--------------------------|----------------------|
|                 | SEMBRADA        | COSECHADA      |                          |                      |
| BARRANCABERMEJA | 158,76          | 126,0          | 2.835,00                 | 22,50                |
| CONCEPCION      | 7,60            | 7,0            | 3,50                     | 0,50                 |
| GIRON           | 934,00          | 924,0          | 20.680,00                | 22,00                |
| JORDAN          | 11,00           | 11,0           | 41,80                    | 3,80                 |
| LEBRIJA         | 580,00          | 500,0          | 8.000,00                 | 16,00                |
| MACARAVITA      | 2,00            | 1,5            | 3,00                     | 2,00                 |
| PIEDRECUESTA    | 37,00           | 23,0           | 460,00                   | 20,00                |
| PINCHOTE        | 16,00           | 13,0           | 130,00                   | 10,00                |
| RIONEGRO        | 330,00          | 210,0          | 2.100,00                 | 10,00                |
| <b>TOTAL</b>    | <b>2.076,36</b> | <b>1.816,0</b> | <b>34.253,3</b>          | <b>18,86</b>         |

**CULTIVO: LULO**

| MUNICIPIO         | AREA (HAS)   |              | PRODUCCION OBTENIDA (Tn) | RENDIMIENTO (TON/HA) |
|-------------------|--------------|--------------|--------------------------|----------------------|
|                   | SEMBRADA     | COSECHADA    |                          |                      |
| CONCEPCION        | 3,0          | 3,0          | 9,0                      | 3,00                 |
| CONFINES          | 8,0          | 8,0          | 160,0                    | 20,00                |
| COROMORO          | 2,0          | 2,0          | 20,0                     | 10,00                |
| FLORIAN           | 80,0         | 30,0         | 15,0                     | 0,50                 |
| GUAVATA           | 38,0         | 30,0         | 210,0                    | 7,00                 |
| JESUS MARIA       | 48,0         | 32,0         | 384,0                    | 12,00                |
| MATANZA           | 7,0          | 6,5          | 78,0                     | 12,00                |
| MOGOTES           | 50,0         | 23,0         | 230,0                    | 10,00                |
| OCAMONTE          | 6,0          | 2,0          | 10,0                     | 5,00                 |
| PARAMO            | 95,0         | 80,0         | 2.000,0                  | 25,00                |
| PIEDRECUESTA      | 4,0          | 4,0          | 40,0                     | 10,00                |
| PUENTE NACIONAL   | 20,0         | 20,0         | 400,0                    | 20,00                |
| RIONEGRO          | 15,0         | 15,0         | 225,0                    | 15,00                |
| SAN ANDRES        | 6,0          | 6,0          | 42,0                     | 7,00                 |
| SAN GIL           | 25,0         | 20,0         | 400,0                    | 20,00                |
| SUAITA            | 40,0         | 35,0         | 420,0                    | 12,00                |
| SUCRE             | 16,0         | 16,0         | 320,0                    | 20,00                |
| TONA              | 45,0         | 43,0         | 344,0                    | 8,00                 |
| VALLE DE SAN JOSE | 20,0         | 20,0         | 420,0                    | 21,00                |
| VELEZ             | 25,0         | 5,0          | 160,0                    | 32,00                |
| VETAS             | 1,5          | 1,5          | 3,0                      | 2,00                 |
| <b>TOTAL</b>      | <b>554,5</b> | <b>359,0</b> | <b>5.890,0</b>           | <b>16,40</b>         |

**CULTIVO: MAMONCILLO**

| MUNICIPIO    | AREA (HAS) |            | PRODUCCION OBTENIDA (Tn) | RENDIMIENTO (TON/HA) |
|--------------|------------|------------|--------------------------|----------------------|
|              | SEMBRADA   | COSECHADA  |                          |                      |
| PALMAR       | 1,0        | 1,0        | 30,0                     | 30,0                 |
| <b>TOTAL</b> | <b>1,0</b> | <b>1,0</b> | <b>30,0</b>              | <b>30,0</b>          |



**CULTIVO: MANDARINA**

| MUNICIPIO              | AREA (HAS)     |                | PRODUCCION OBTENIDA (Tn) | RENDIMIENTO (TON/HA) |
|------------------------|----------------|----------------|--------------------------|----------------------|
|                        | SEMBRADA       | COSECHADA      |                          |                      |
| BARICHARA              | 165,0          | 141,0          | 2.115,0                  | 15,000               |
| BARRANCABERMEJA        | 10,7           | 8,2            | 86,1                     | 10,50                |
| CHIMA                  | 5,0            | 10,0           | 180,0                    | 18,00                |
| CONFINES               | 2,0            | 2,0            | 44,0                     | 22,00                |
| CONCEPCION             | 7,5            | 7,0            | 3,5                      | 0,50                 |
| CURITI                 | 3,0            | 1,5            | 0,8                      | 0,50                 |
| GUAPOTA                | 42,0           | 34,0           | 340,0                    | 10,00                |
| LEBRIJA                | 1.660,0        | 1.500,0        | 18.000,0                 | 12,00                |
| OIBA                   | 12,0           | 10,0           | 160,0                    | 16,00                |
| PALMAS DEL SOCORRO     | 153,0          | 126,0          | 2.961,0                  | 23,50                |
| PIEDECUESTA            | 16,0           | 16,0           | 176,0                    | 11,00                |
| PINCHOTE               | 66,0           | 51,0           | 561,0                    | 11,00                |
| PUENTE NACIONAL        | 5,0            | 5,0            | 50,0                     | 10,00                |
| RIONEGRO               | 2.485,0        | 2.235,0        | 26.820,0                 | 12,00                |
| SAN BENITO             | 169,0          | 130,0          | 325,0                    | 2,50                 |
| SAN GIL                | 329,0          | 311,0          | 4.665,0                  | 15,00                |
| SAN VICENTE DE CHUCURI | 56,0           | 7,0            | 35,0                     | 5,00                 |
| SOCORRO                | 205,0          | 142,0          | 3.976,0                  | 28,00                |
| SUAITA                 | 1.150,0        | 900,0          | 27.000,0                 | 30,00                |
| <b>TOTAL</b>           | <b>6.541,2</b> | <b>5.637,7</b> | <b>87.498,4</b>          | <b>15,52</b>         |

**CULTIVO: MANGO**

| MUNICIPIO            | AREA (HAS)   |              | PRODUCCION OBTENIDA (Tn) | RENDIMIENTO (TON/HA) |
|----------------------|--------------|--------------|--------------------------|----------------------|
|                      | SEMBRADA     | COSECHADA    |                          |                      |
| BARRANCABERMEJA      | 95,0         | 95,0         | 855,0                    | 9,00                 |
| EL CARMEN DE CHUCURI | 42,0         | 35,0         | 70,0                     | 2,00                 |
| PINCHOTE             | 15,0         | 12,0         | 84,0                     | 7,00                 |
| <b>TOTAL</b>         | <b>152,0</b> | <b>142,0</b> | <b>1.009,0</b>           | <b>7,10</b>          |

**CULTIVO: MARACUYA**

| MUNICIPIO    | AREA (HAS)   |              | PRODUCCION OBTENIDA (Tn) | RENDIMIENTO (TON/HA) |
|--------------|--------------|--------------|--------------------------|----------------------|
|              | SEMBRADA     | COSECHADA    |                          |                      |
| CEPITA       | 10,0         | 10,0         | 10,0                     | 1,0                  |
| GIRON        | 130,0        | 130,0        | 3.900,0                  | 30,0                 |
| LEBRIJA      | 123,0        | 70,0         | 2.100,0                  | 30,0                 |
| LOS SANTOS   | 50,0         | 40,0         | 400,0                    | 10,0                 |
| PALMAR       | 3,0          | 3,0          | 15,0                     | 5,0                  |
| RIONEGRO     | 36,0         | 35,0         | 875,0                    | 25,0                 |
| <b>TOTAL</b> | <b>352,0</b> | <b>288,0</b> | <b>7.300,0</b>           | <b>25,34</b>         |

**CULTIVO: MORA**

| MUNICIPIO            | AREA (HAS) |           | PRODUCCION OBTENIDA (Tn) | RENDIMIENTO (TON/HA) |
|----------------------|------------|-----------|--------------------------|----------------------|
|                      | SEMBRADA   | COSECHADA |                          |                      |
| ALBANIA              | 4,0        | 4,0       | 24,0                     | 6,00                 |
| BETULIA              | 22,0       | 22,0      | 145,2                    | 6,60                 |
| BOLIVAR              | 299,0      | 271,0     | 3.252,0                  | 12,00                |
| BUCARAMANGA          | 6,0        | 5,0       | 50,0                     | 10,00                |
| CERRITO              | 1,0        | 1,0       | 6,0                      | 6,00                 |
| CHARTA               | 198,0      | 150,0     | 1.650,0                  | 11,00                |
| CONCEPCION           | 3,0        | 3,0       | 6,0                      | 2,00                 |
| EL CARMEN DE CHUCURI | 3,0        | 3,0       | 6,0                      | 2,00                 |
| EL PEÑON             | 37,0       | 27,0      | 567,0                    | 21,00                |
| EL PLAYON            | 85,0       | 80,0      | 640,0                    | 8,00                 |
| FLORIAN              | 28,0       | 17,0      | 272,0                    | 16,00                |
| FLORIDABLANCA        | 32,0       | 28,0      | 224,0                    | 8,00                 |
| GUACA                | 80,0       | 80,0      | 1.360,0                  | 17,00                |
| JESUS MARIA          | 11,0       | 11,0      | 77,0                     | 7,00                 |
| LA BELLEZA           | 70,0       | 70,0      | 560,0                    | 8,00                 |
| MATANZA              | 48,7       | 44,0      | 220,0                    | 5,00                 |
| MOLAGAVITA           | 5,0        | 4,5       | 32,4                     | 7,20                 |
| ONZAGA               | 15,0       | 15,0      | 105,0                    | 7,00                 |

**CULTIVO: MORA**

| MUNICIPIO              | AREA (HAS)     |                | PRODUCCION OBTENIDA (Tn) | RENDIMIENTO (TON/HA) |
|------------------------|----------------|----------------|--------------------------|----------------------|
|                        | SEBRADA        | COSECHADA      |                          |                      |
| PIEDRECUESTA           | 610,0          | 600,0          | 5.400,0                  | 9,00                 |
| PUENTE NACIONAL        | 9,0            | 9,0            | 45,0                     | 5,00                 |
| SAN ANDRES             | 3,0            | 3,0            | 24,0                     | 8,00                 |
| SAN MIGUEL             | 5,0            | 5,0            | 45,0                     | 9,00                 |
| SAN VICENTE DE CHUCURI | 91,0           | 80,0           | 560,0                    | 7,00                 |
| SANTA BARBARA          | 170,0          | 97,0           | 194,0                    | 2,00                 |
| SUCRE                  | 5,0            | 3,5            | 28,0                     | 8,00                 |
| SURATA                 | 120,0          | 105,0          | 420,0                    | 4,00                 |
| TONA                   | 23,0           | 22,0           | 154,0                    | 7,00                 |
| VELEZ                  | 22,0           | 20,0           | 140,0                    | 7,00                 |
| ZAPATOCA               | 79,0           | 65,0           | 650,0                    | 10,00                |
| <b>TOTAL</b>           | <b>2.098,7</b> | <b>1.638,0</b> | <b>16.856,6</b>          | <b>10,29</b>         |

**CULTIVO: NARANJA**

| MUNICIPIO       | AREA (HAS) |           | PRODUCCION OBTENIDA (Tn) | RENDIMIENTO (TON/HA) |
|-----------------|------------|-----------|--------------------------|----------------------|
|                 | SEBRADA    | COSECHADA |                          |                      |
| BARBOSA         | 60,0       | 58,0      | 1.044,0                  | 18,00                |
| BARICHARA       | 30,2       | 26,7      | 267,0                    | 10,00                |
| BARRANCABERMEJA | 77,4       | 29,3      | 351,6                    | 12,00                |
| BUCARAMANGA     | 12,0       | 7,0       | 84,0                     | 12,00                |
| CEPITA          | 2,5        |           |                          |                      |
| CHIMA           | 8,0        | 5,0       | 150,0                    | 30,00                |
| CONCEPCION      | 7,6        | 7,5       | 5,3                      | 0,70                 |
| CONFINES        | 2,0        | 2,0       | 40,0                     | 20,00                |
| CURITI          | 1,0        | 1,0       | 1,0                      | 1,00                 |
| FLORIDABLANCA   | 100,0      | 100,0     | 1.000,0                  | 10,00                |
| GIRON           | 584,0      | 573,0     | 23.040,0                 | 40,00                |
| GUAPOTA         | 25,0       | 21,0      | 193,2                    | 9,20                 |

**CULTIVO: NARANJA**

| MUNICIPIO              | AREA (HAS)     |                | PRODUCCION OBTENIDA (Tn) | RENDIMIENTO (TON/HA) |
|------------------------|----------------|----------------|--------------------------|----------------------|
|                        | SEMBRADA       | COSECHADA      |                          |                      |
| LEBRIJA                | 399,0          | 390,0          | 5.850,0                  | 15,00                |
| MACARAVITA             | 4,0            | 2,7            | 10,8                     | 4,00                 |
| OCAMONTE               | 7,0            | 5,0            | 35,0                     | 7,00                 |
| OIBA                   | 17,0           | 13,0           | 182,0                    | 14,00                |
| PIEDRECUESTA           | 21,0           | 14,0           | 140,0                    | 10,00                |
| PINCHOTE               | 124,0          | 95,0           | 1.330,0                  | 14,00                |
| PUENTE NACIONAL        | 15,0           | 14,0           | 140,0                    | 10,00                |
| RIONEGRO               | 1.275,0        | 850,0          | 21.505,0                 | 25,30                |
| SAN ANDRES             | 23,0           | 23,0           | 23,0                     | 1,00                 |
| SAN BENITO             | 71,0           | 65,0           | 520,0                    | 8,00                 |
| SAN GIL                | 111,0          | 100,0          | 1.700,0                  | 17,00                |
| SAN MIGUEL             | 20,0           | 20,0           | 180,0                    | 9,00                 |
| SAN VICENTE DE CHUCURI | 296,0          | 45,0           | 1.332,0                  | 4,50                 |
| SANTA HELENA DEL OPON  | 32,0           | 32,0           | 480,0                    | 15,00                |
| SOCORRO                | 135,0          | 110,0          | 1.100,0                  | 10,00                |
| SUAITA                 | 450,0          | 150,0          | 3.000,0                  | 20,00                |
| <b>TOTAL</b>           | <b>3.903,7</b> | <b>2.759,2</b> | <b>62.233,9</b>          | <b>22,55</b>         |

**CULTIVO: NISPERO**

| MUNICIPIO    | AREA (HAS)  |             | PRODUCCION OBTENIDA (Tn) | RENDIMIENTO (TON/HA) |
|--------------|-------------|-------------|--------------------------|----------------------|
|              | SEMBRADA    | COSECHADA   |                          |                      |
| PALMAR       | 10,0        | 10,0        | 20,0                     | 2,0                  |
| <b>TOTAL</b> | <b>10,0</b> | <b>10,0</b> | <b>20,0</b>              | <b>2,0</b>           |

**CULTIVO: NONI**

| MUNICIPIO            | AREA (HAS) |            | PRODUCCION OBTENIDA (Tn) | RENDIMIENTO (TON/HA) |
|----------------------|------------|------------|--------------------------|----------------------|
|                      | SEMRADA    | COSECHADA  |                          |                      |
| EL CARMEN DE CHUCURI | 6,0        | 3,0        | 6,0                      | 2,0                  |
| <b>TOTAL</b>         | <b>6,0</b> | <b>3,0</b> | <b>6,0</b>               | <b>2,0</b>           |

**CULTIVO: PALMA DE ACEITE**

| MUNICIPIO              | AREA (HAS)       |                  | PRODUCCION OBTENIDA (Tn) | RENDIMIENTO (TON/HA) |
|------------------------|------------------|------------------|--------------------------|----------------------|
|                        | SEMRADA          | COSECHADA        |                          |                      |
| BARRANCABERMEJA        | 4.302,16         | 1.306,41         | 18.289,74                | 14,00                |
| BETULIA                | 40,00            | 40,00            | 148,00                   | 3,70                 |
| EL CARMEN DE CHUCURI   | 40,00            | 40,00            | 140,00                   | 3,50                 |
| PUERTO PARRA           | 1.659,00         | 1.544,00         | 23.160,00                | 15,00                |
| PUERTO WILCHES         | 33.384,00        | 30.275,00        | 136.237,50               | 4,50                 |
| RIONEGRO               | 5.150,00         | 4.800,00         | 144.000,00               | 30,00                |
| SABANA DE TORRES       | 21.809,00        | 17.929,00        | 62.751,50                | 3,50                 |
| SAN VICENTE DE CHUCURI | 5.300,00         | 3.500,00         | 12.250,00                | 3,50                 |
| SIMACOTA               | 567,00           | 565,00           | 1.625,00                 | 3,00                 |
| <b>TOTAL</b>           | <b>72.251,16</b> | <b>59.999,41</b> | <b>398.601,74</b>        | <b>6,64</b>          |

**CULTIVO: PAPAYA**

| MUNICIPIO            | AREA (HAS)   |              | PRODUCCION OBTENIDA (Tn) | RENDIMIENTO (TON/HA) |
|----------------------|--------------|--------------|--------------------------|----------------------|
|                      | SEMBRADA     | COSECHADA    |                          |                      |
| BETULIA              | 26,0         | 26,0         | 1.248,0                  | 48,00                |
| CAPITANEJO           | 15,0         | 15,0         | 480,0                    | 32,00                |
| EL CARMEN DE CHUCURI | 6,0          | 4,0          | 24,0                     | 6,00                 |
| JORDAN               | 10,0         | 10,0         | 150,0                    | 15,00                |
| MACARAVITA           | 1,0          | 1,0          | 1,7                      | 1,70                 |
| PALMAR               | 3,0          | 3,0          | 15,0                     | 5,00                 |
| RIONEGRO             | 40,0         | 25,0         | 875,0                    | 35,00                |
| SABANA DE TORRES     | 8,0          | 6,0          | 9,0                      | 1,50                 |
| SAN BENITO           | 24,0         | 20,0         | 36,0                     | 1,80                 |
| <b>TOTAL</b>         | <b>133,0</b> | <b>110,0</b> | <b>2.838,7</b>           | <b>25,80</b>         |

**CULTIVO: PIÑA**

| MUNICIPIO            | AREA (HAS)     |                | PRODUCCION OBTENIDA (Tn) | RENDIMIENTO (TON/HA) |
|----------------------|----------------|----------------|--------------------------|----------------------|
|                      | SEMBRADA       | COSECHADA      |                          |                      |
| BARICHARA            | 167,0          | 159,0          | 4.770,0                  | 30,00                |
| EL CARMEN DE CHUCURI | 4,0            | 4,0            | 8,0                      | 2,00                 |
| GIRON                | 1.625,0        | 1.620,0        | 12.960,0                 | 8,00                 |
| LEBRIJA              | 2.200,0        | 1.800,0        | 108.000,0                | 60,00                |
| LOS SANTOS           | 100,0          | 90,0           | 4.500,0                  | 50,00                |
| MOLAGAVITA           | 8,0            | 7,0            | 175,0                    | 25,00                |
| RIONEGRO             | 2.950,0        | 2.500,0        | 87.500,0                 | 35,00                |
| SABANA DE TORRES     | 65,0           | 60,0           | 5.400,0                  | 90,00                |
| SAN GIL              | 10,0           | 10,0           | 250,0                    | 25,00                |
| VILLANUEVA           | 15,0           | 5,0            | 175,0                    | 35,00                |
| <b>TOTAL</b>         | <b>7.144,0</b> | <b>6.255,0</b> | <b>223.738,0</b>         | <b>35,76</b>         |

**CULTIVO: PITAHAYA**

| MUNICIPIO       | AREA (HAS)   |              | PRODUCCION OBTENIDA (Tn) | RENDIMIENTO (TON/HA) |
|-----------------|--------------|--------------|--------------------------|----------------------|
|                 | SEMBRADA     | COSECHADA    |                          |                      |
| ALBANIA         | 50,0         | 42,0         | 588,0                    | 14,0                 |
| BUCARAMANGA     | 20,0         | 20,0         | 100,0                    | 5,0                  |
| EL PLAYON       | 20,0         | 10,0         | 100,0                    | 10,0                 |
| FLORIAN         | 7,0          | 2,0          | 2,0                      | 1,0                  |
| GUEPSA          | 1,0          | 1,0          | 1,0                      | 1,0                  |
| JESUS MARIA     | 22,0         | 16,0         | 128,0                    | 8,0                  |
| MATANZA         | 65,0         | 54,0         | 270,0                    | 5,0                  |
| PUENTE NACIONAL | 15,0         | 8,0          | 80,0                     | 10,0                 |
| RIONEGRO        | 10,0         | 5,0          | 60,0                     | 12,0                 |
| SURATA          | 17,0         | 12,0         | 36,0                     | 3,0                  |
| <b>TOTAL</b>    | <b>227,0</b> | <b>170,0</b> | <b>1.365,0</b>           | <b>6,9</b>           |

**CULTIVO: PLATANO**

| MUNICIPIO            | AREA (HAS) |           | PRODUCCION OBTENIDA (Tn) | RENDIMIENTO (TON/HA) |
|----------------------|------------|-----------|--------------------------|----------------------|
|                      | SEMBRADA   | COSECHADA |                          |                      |
| ALBANIA              | 49,0       | 43,0      | 344,00                   | 8,00                 |
| ARATOCA              | 642,0      | 552,0     | 16.008,00                | 29,00                |
| BARBOSA              | 85,0       | 55,0      | 1.375,00                 | 25,00                |
| BARICHARA            | 95,0       | 86,0      | 1.032,00                 | 12,00                |
| BARRANCABERMEJA      | 168,0      | 168,0     | 1.260,00                 | 7,50                 |
| BETULIA              | 20,0       | 20,0      | 160,00                   | 8,00                 |
| CHARTA               | 17,5       | 16,5      | 12,40                    | 0,80                 |
| CHIMA                | 131,0      | 100,0     | 900,00                   | 9,00                 |
| CIMITARRA            | 500,0      | 400,0     | 3.600,00                 | 9,00                 |
| CONFINES             | 150,0      | 148,0     | 1.480,00                 | 10,00                |
| CONTRATACION         | 30,0       | 30,0      | 300,00                   | 10,00                |
| EL CARMEN DE CHUCURI | 180,0      | 120,0     | 696,00                   | 5,80                 |
| EL GUACAMAYO         | 70,0       | 65,0      | 325,00                   | 5,00                 |

**CULTIVO: PLATANO**

| MUNICIPIO              | AREA (HAS) |           | PRODUCCION OBTENIDA (Tn) | RENDIMIENTO (TON/HA) |
|------------------------|------------|-----------|--------------------------|----------------------|
|                        | SEMBRADA   | COSECHADA |                          |                      |
| EL PEÑON               | 17,0       | 11,0      | 143,00                   | 13,00                |
| EL PLAYON              | 165,0      | 145,0     | 1.305,00                 | 9,00                 |
| FLORIAN                | 150,0      | 148,0     | 296,00                   | 2,00                 |
| GAMBITA                | 3,5        | 1,5       | 1,50                     | 1,00                 |
| GUAVATA                | 28,0       | 23,0      | 230,00                   | 10,00                |
| GUEPSA                 | 2,0        | 2,0       | 6,00                     | 3,00                 |
| HATO                   | 10,0       | 8,0       | 72,000                   | 9,00                 |
| JESUS MARIA            | 268,0      | 258,0     | 1.806,00                 | 7,00                 |
| LA BELLEZA             | 290,0      | 275,0     | 1.925,00                 | 7,00                 |
| LA PAZ                 | 675,0      | 675,0     | 5.400,00                 | 8,00                 |
| LEBRIJA                | 80,0       | 55,0      | 440,00                   | 8,00                 |
| MACARAVITA             | 3,7        | 3,0       | 6,00                     | 2,00                 |
| MATANZA                | 194,0      | 190,0     | 2.850,00                 | 15,00                |
| OCAMONTE               | 10,0       | 7,0       | 21,00                    | 3,00                 |
| ONZAGA                 | 29,0       | 15,0      | 75,00                    | 5,00                 |
| PALMAS DEL SOCORRO     | 210,0      | 130,0     | 1.430,00                 | 11,00                |
| PARAMO                 | 1.350,0    | 880,0     | 13.200,00                | 15,00                |
| PIEDRECUESTA           | 80,0       | 80,0      | 640,00                   | 8,00                 |
| PINCHOTE               | 148,0      | 123,0     | 2.091,00                 | 17,00                |
| PUENTE NACIONAL        | 22,0       | 18,0      | 180,00                   | 10,00                |
| PUERTO PARRA           | 60,0       | 30,0      | 300,00                   | 10,00                |
| RIONEGRO               | 920,0      | 750,0     | 9.000,00                 | 12,00                |
| SABANA DE TORRES       | 62,0       | 50,0      | 605,00                   | 12,10                |
| SAN ANDRES             | 26,0       | 26,0      | 156,00                   | 6,00                 |
| SAN MIGUEL             | 38,0       | 33,0      | 297,00                   | 9,00                 |
| SAN VICENTE DE CHUCURI | 1.805,0    | 1.729,0   | 10.633,35                | 6,15                 |
| SANTA HELENA DEL OPO   | 300,0      | 250,0     | 2.250,00                 | 9,00                 |
| SIMACOTA               | 75,0       | 49,0      | 426,30                   | 8,70                 |
| SOCORRO                | 700,0      | 400,0     | 3.400,00                 | 8,50                 |



**CULTIVO: PLATANO**

| MUNICIPIO         | AREA (HAS)      |                | PRODUCCION OBTENIDA (Tn) | RENDIMIENTO (TON/HA) |
|-------------------|-----------------|----------------|--------------------------|----------------------|
|                   | SEMBRADA        | COSECHADA      |                          |                      |
| SUAITA            | 149,0           | 79,0           | 632,00                   | 8,00                 |
| SUCRE             | 48,5            | 48,5           | 970,00                   | 20,00                |
| VALLE DE SAN JOSE | 658,0           | 450,0          | 4.950,00                 | 11,00                |
| ZAPATOCA          | 70,0            | 70,0           | 525,00                   | 7,50                 |
| <b>TOTAL</b>      | <b>10.784,2</b> | <b>8.815,5</b> | <b>93.754.55</b>         | <b>10,63</b>         |

**CULTIVO: TOMATE DE ARBOL**

| MUNICIPIO       | AREA (HAS) |           | PRODUCCION OBTENIDA (Tn) | RENDIMIENTO (TON/HA) |
|-----------------|------------|-----------|--------------------------|----------------------|
|                 | SEMBRADA   | COSECHADA |                          |                      |
| ARATOCA         | 9,0        | 7,0       | 70,0                     | 10,00                |
| BETULIA         | 16,0       | 16,0      | 104,0                    | 6,50                 |
| CONCEPCION      | 3,0        | 3,0       | 5,4                      | 1,80                 |
| CONFINES        | 13,0       | 9,0       | 86,4                     | 9,60                 |
| COROMORO        | 2,0        | 1,5       | 15,0                     | 10,00                |
| FLORIAN         | 10,0       | 1,0       | 8,0                      | 8,00                 |
| GUACA           | 9,0        | 9,0       | 72,0                     | 8,00                 |
| MACARAVITA      | 2,5        | 1,0       | 2,0                      | 2,00                 |
| MATANZA         | 3,8        | 1,8       | 21,6                     | 12,00                |
| MOGOTES         | 5,0        | 5,0       | 50,0                     | 10,00                |
| ONZAGA          | 16,0       | 7,0       | 49,0                     | 7,00                 |
| PARAMO          | 6,0        | 6,0       | 18,0                     | 3,00                 |
| PUENTE NACIONAL | 19,0       | 14,0      | 140,0                    | 10,00                |
| SAN ANDRES      | 5,0        | 5,0       | 50,0                     | 10,00                |

**CULTIVO: TOMATE DE ARBOL**

| MUNICIPIO    | AREA (HAS)   |              | PRODUCCION OBTENIDA (Tn) | RENDIMIENTO (TON/HA) |
|--------------|--------------|--------------|--------------------------|----------------------|
|              | SEMBRADA     | COSECHADA    |                          |                      |
| SAN MIGUEL   | 5,0          | 3,0          | 9,0                      | 27,00                |
| VETAS        | 0,5          | 0,5          | 0,5                      | 1,00                 |
| ZAPATOCA     | 24,0         | 11,0         | 110,0                    | 10,00                |
| <b>TOTAL</b> | <b>148,8</b> | <b>100,8</b> | <b>810,9</b>             | <b>8,04</b>          |

**CULTIVO: ZAPOTE**

| MUNICIPIO    | AREA (HAS) |            | PRODUCCION OBTENIDA (Tn) | RENDIMIENTO (TON/HA) |
|--------------|------------|------------|--------------------------|----------------------|
|              | SEMBRADA   | COSECHADA  |                          |                      |
| ENCISO       | 4,0        | 4,0        | 32,0                     | 8,0                  |
| <b>TOTAL</b> | <b>4,0</b> | <b>4,0</b> | <b>32,0</b>              | <b>8,0</b>           |



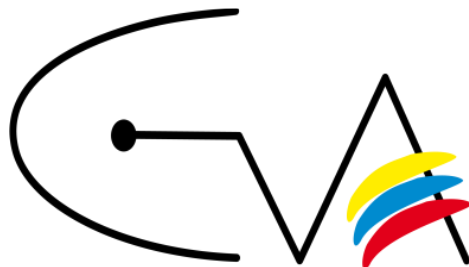
Libertad y Orden  
Ministerio de Agricultura y Desarrollo Rural  
República de Colombia

# PARTICIPACION PORCENTUAL DE LOS MUNICIPIOS EN LOS PRINCIPALES RENGLONES DEL SECTOR AGRICOLA



**CCI** CORPORACIÓN  
COLOMBIA  
INTERNACIONAL

Sembramos a Colombia por el mundo

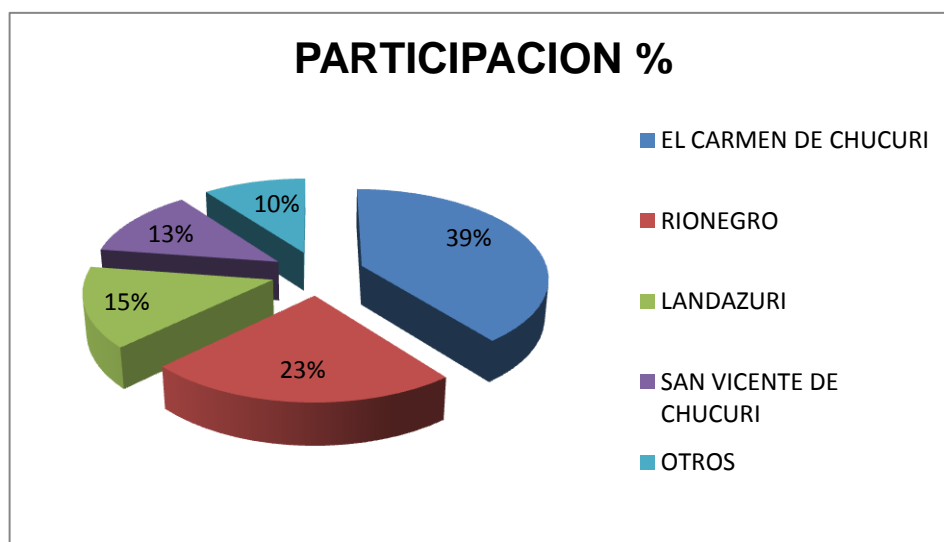


Evaluaciones Agropecuarias Municipales

**PARTICIPACION PORCENTUAL DE LOS MUNICIPIOS EN LOS PRINCIPALES CULTIVOS DEL DEPARTAMENTO DE SANTANDER, SEGÚN EL AREA SEMBRADA EN EL AÑO 2012**

## AGUACATE

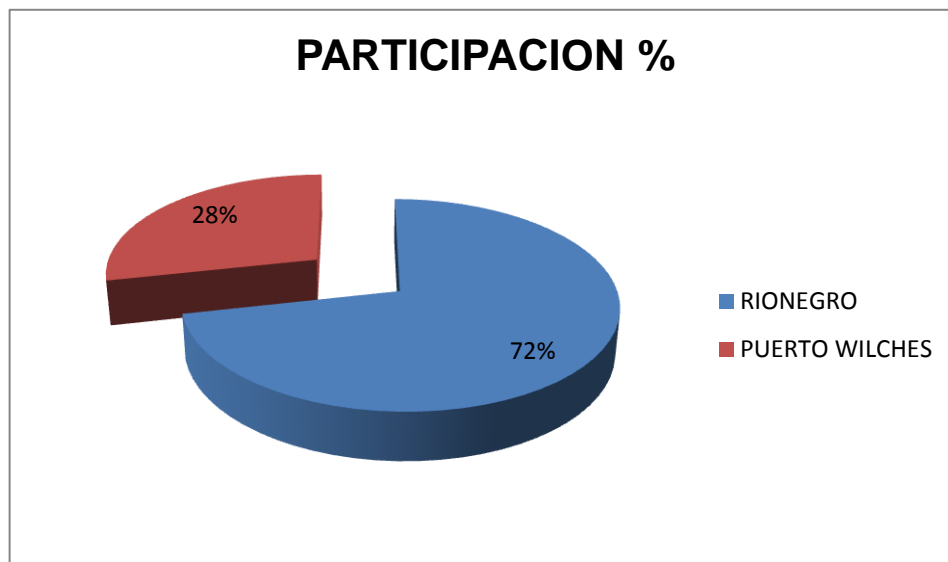
| MUNICIPIO              | AREA TOTAL (Has) | PORCENTAJE % |
|------------------------|------------------|--------------|
| EL CARMEN DE CHUCURI   | 1.400,0          | 39           |
| RIONEGRO               | 830,0            | 23           |
| LANDAZURI              | 516,0            | 15           |
| SAN VICENTE DE CHUCURI | 442,0            | 13           |
| OTROS                  | 362,5            | 10           |
| <b>TOTAL</b>           | <b>3.550,5</b>   | <b>100</b>   |



**PARTICIPACION PORCENTUAL DE LOS MUNICIPIOS EN LOS PRINCIPALES CULTIVOS DEL DEPARTAMENTO DE SANTANDER, SEGÚN EL AREA SEMBRADA EN EL AÑO 2012**

## **ARROZ**

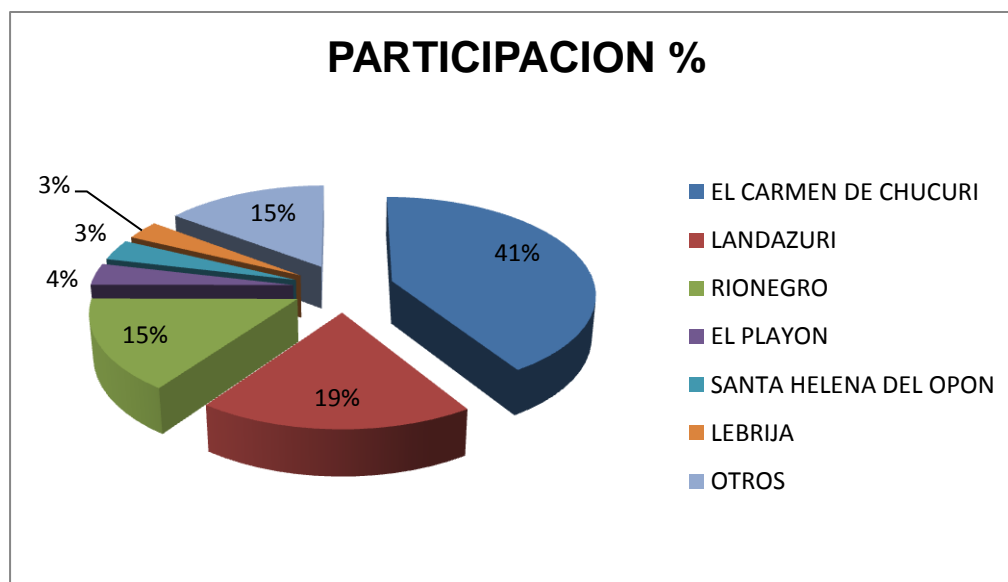
| <b>MUNICIPIO</b> | <b>AREA TOTAL (Has)</b> | <b>PORCENTAJE %</b> |
|------------------|-------------------------|---------------------|
| RIONEGRO         | 630                     | 72                  |
| PUERTO WILCHES   | 250                     | 28                  |
| <b>TOTAL</b>     | <b>880</b>              | <b>100</b>          |



**PARTICIPACION PORCENTUAL DE LOS MUNICIPIOS EN LOS PRINCIPALES CULTIVOS DEL DEPARTAMENTO DE SANTANDER, SEGÚN EL AREA SEMBRADA EN EL AÑO 2012**

## CACAO

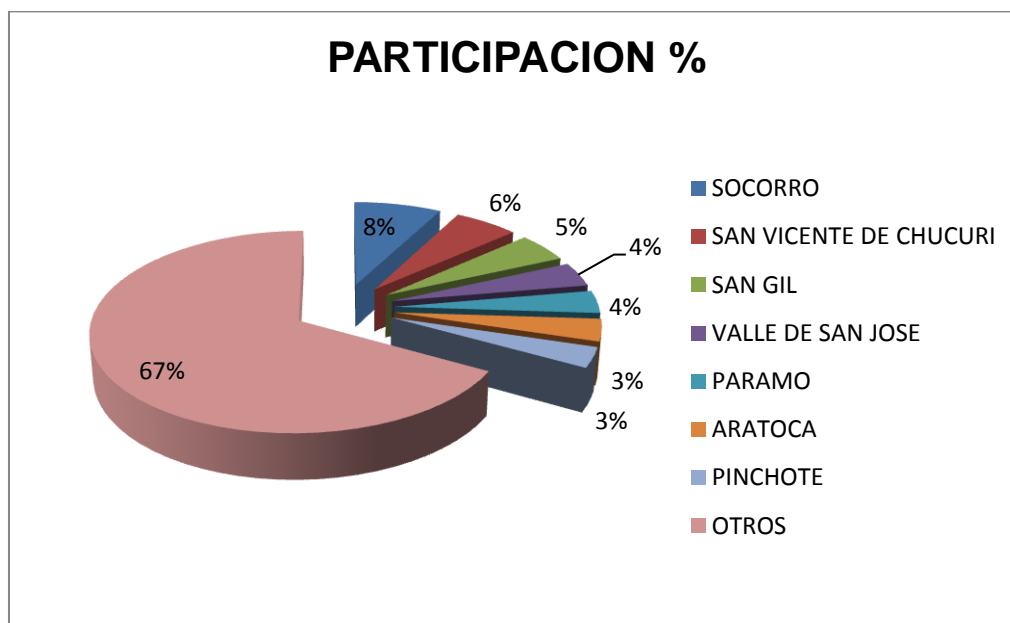
| MUNICIPIO             | AREA TOTAL (Has) | PORCENTAJE % |
|-----------------------|------------------|--------------|
| EL CARMEN DE CHUCURI  | 13.020           | 41           |
| LANDAZURI             | 5.996            | 19           |
| RIONEGRO              | 4.818            | 15           |
| EL PLAYON             | 1.140            | 4            |
| SANTA HELENA DEL OPON | 1.100            | 3            |
| LEBRIJA               | 1.000            | 3            |
| OTROS                 | 4.678            | 15           |
| <b>TOTAL</b>          | <b>31.752</b>    | <b>100</b>   |



**PARTICIPACION PORCENTUAL DE LOS MUNICIPIOS EN LOS PRINCIPALES CULTIVOS DEL DEPARTAMENTO DE SANTANDER, SEGÚN EL AREA SEMBRADA EN EL AÑO 2012**

## CAFÉ

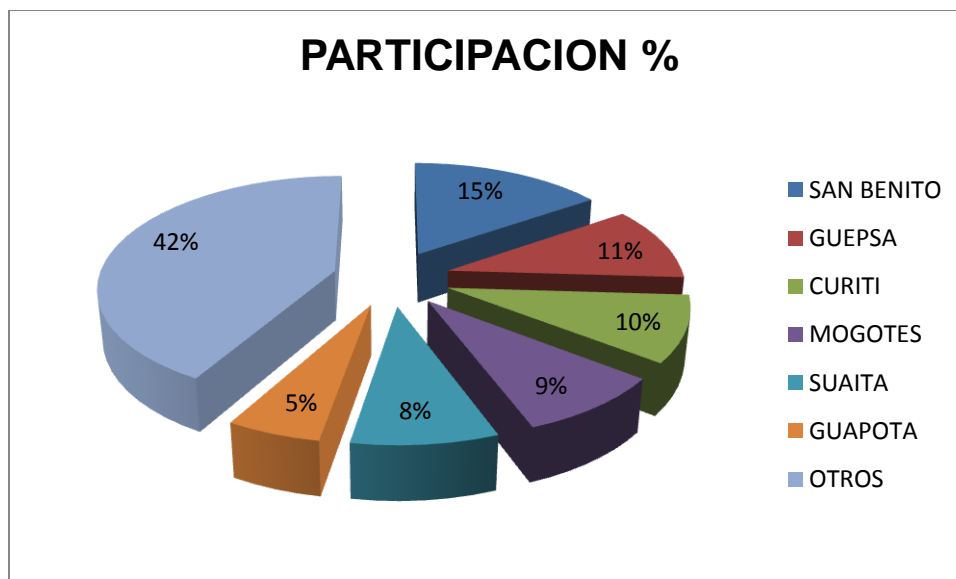
| MUNICIPIO              | AREA TOTAL (Has) | PORCENTAJE % |
|------------------------|------------------|--------------|
| SOCORRO                | 3.665,56         | 8            |
| SAN VICENTE DE CHUCURI | 2.708,24         | 6            |
| SAN GIL                | 2.243,80         | 5            |
| VALLE DE SAN JOSE      | 1.876,37         | 4            |
| PARAMO                 | 1.743,26         | 4            |
| ARATOCA                | 1.712,03         | 3            |
| PINCHOTE               | 1.554,79         | 3            |
| OTROS                  | 31.524,18        | 67           |
| <b>TOTAL</b>           | <b>47.028,23</b> | <b>100</b>   |



**PARTICIPACION PORCENTUAL DE LOS MUNICIPIOS EN LOS PRINCIPALES CULTIVOS DEL DEPARTAMENTO DE SANTANDER, SEGÚN EL AREA SEMBRADA EN EL AÑO 2012**

## CAÑA PANELERA

| MUNICIPIO    | AREA TOTAL (Has) | PORCENTAJE % |
|--------------|------------------|--------------|
| SAN BENITO   | 3.667,0          | 15           |
| GUEPSA       | 2.510,0          | 11           |
| CURITI       | 2.256,0          | 10           |
| MOGOTES      | 2.100,0          | 9            |
| SUAITA       | 2.015,0          | 8            |
| GUAPOTA      | 1.300,0          | 5            |
| OTROS        | 9.953,5          | 42           |
| <b>TOTAL</b> | <b>23.795,5</b>  | <b>100</b>   |

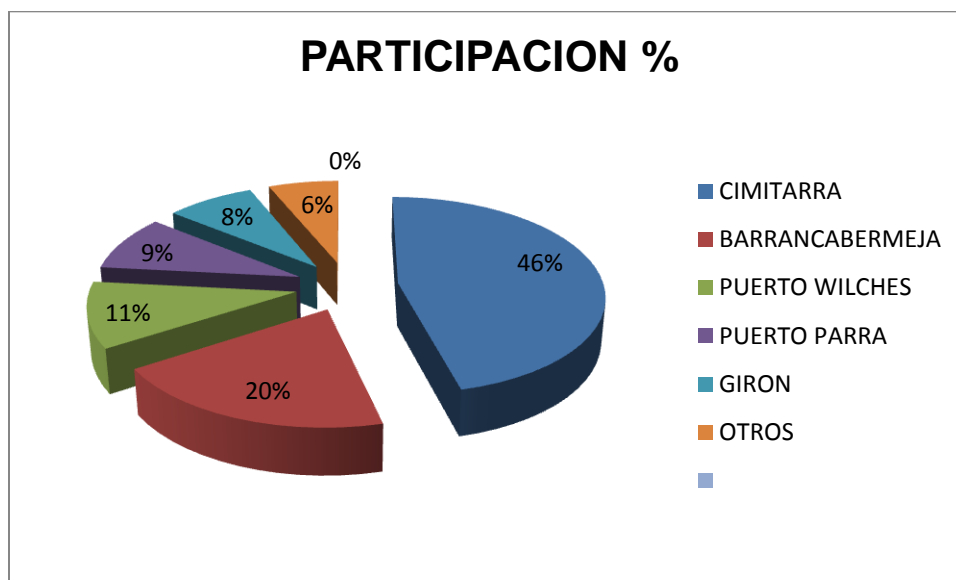




**PARTICIPACION PORCENTUAL DE LOS MUNICIPIOS EN LOS PRINCIPALES CULTIVOS DEL DEPARTAMENTO DE SANTANDER, SEGÚN EL AREA SEMBRADA EN EL AÑO 2012**

## CAUCHO

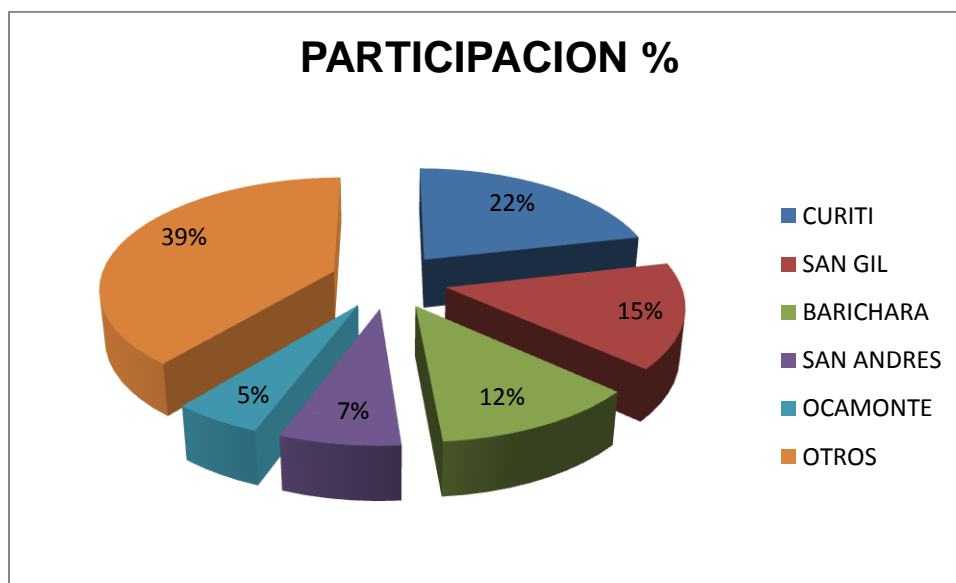
| MUNICIPIO       | AREA TOTAL (Has) | PORCENTAJE % |
|-----------------|------------------|--------------|
| CIMITARRA       | 2.847,0          | 46           |
| BARRANCABERMEJA | 1.224,4          | 20           |
| PUERTO WILCHES  | 661,0            | 11           |
| PUERTO PARRA    | 562,0            | 9            |
| GIRON           | 492,0            | 8            |
| OTROS           | 388              | 6            |
| <b>TOTAL</b>    | <b>6.179,4</b>   | <b>100</b>   |



**PARTICIPACION PORCENTUAL DE LOS MUNICIPIOS EN LOS PRINCIPALES CULTIVOS DEL DEPARTAMENTO DE SANTANDER, SEGÚN EL AREA SEMBRADA EN EL AÑO 2012**

## FRIJOL

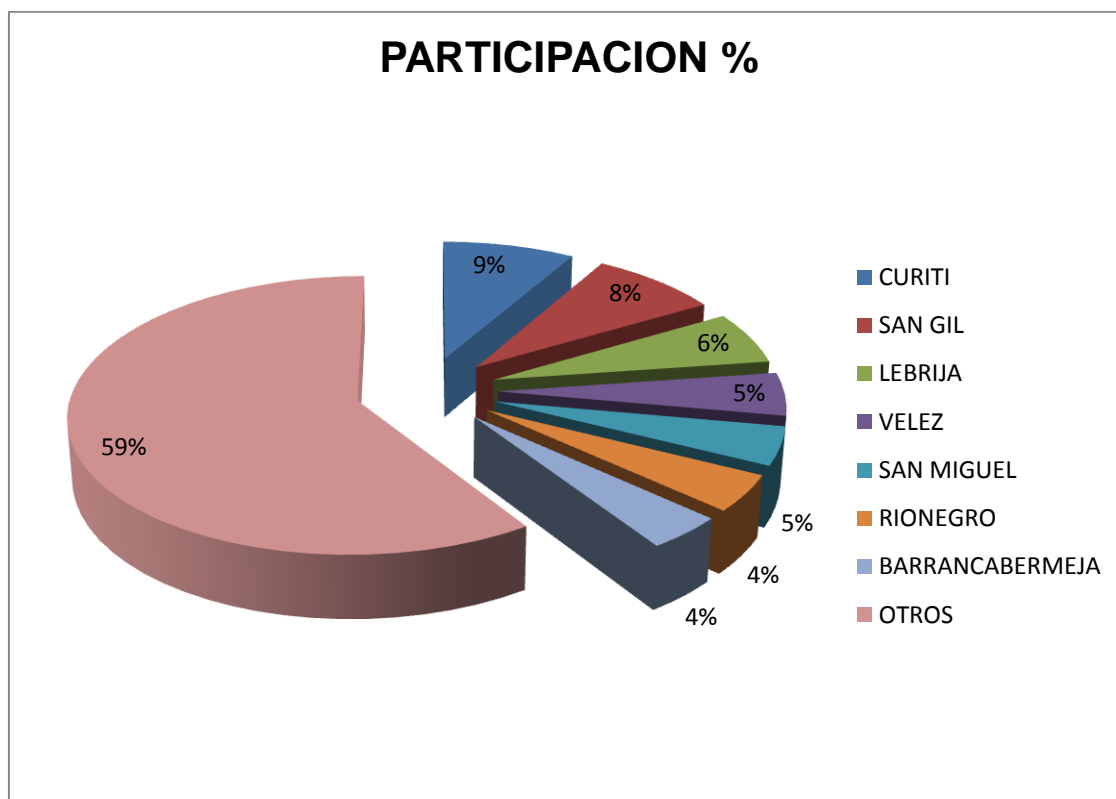
| MUNICIPIO    | AREA TOTAL (Has) | PORCENTAJE % |
|--------------|------------------|--------------|
| CURITI       | 1.320            | 22           |
| SAN GIL      | 935              | 15           |
| BARICHARA    | 745              | 12           |
| SAN ANDRES   | 434              | 7            |
| OCAMONTE     | 320              | 5            |
| OTROS        | 2.406            | 39           |
| <b>TOTAL</b> | <b>6.160</b>     | <b>100</b>   |



**PARTICIPACION PORCENTUAL DE LOS MUNICIPIOS EN LOS PRINCIPALES  
CULTIVOS DEL DEPARTAMENTO DE SANTANDER, SEGÚN EL AREA  
SEMBRADA EN EL AÑO 2012**

## MAIZ TRADICIONAL

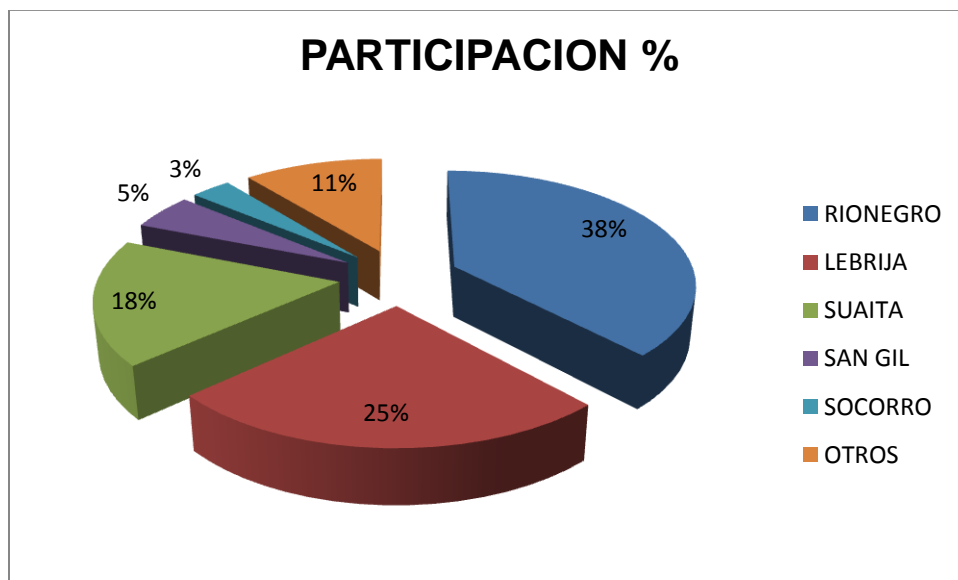
| MUNICIPIO       | AREA TOTAL (Has) | PORCENTAJE % |
|-----------------|------------------|--------------|
| CURITI          | 700,0            | 9            |
| SAN GIL         | 684,0            | 8            |
| LEBRIJA         | 515,0            | 6            |
| VELEZ           | 420,0            | 5            |
| SAN MIGUEL      | 375,5            | 5            |
| RIONEGRO        | 360,0            | 4            |
| BARRANCABERMEJA | 331,8            | 4            |
| OTROS           | 4.949,0          | 59           |
| <b>TOTAL</b>    | <b>8.755,3</b>   | <b>100</b>   |



**PARTICIPACION PORCENTUAL DE LOS MUNICIPIOS EN LOS PRINCIPALES CULTIVOS DEL DEPARTAMENTO DE SANTANDER, SEGÚN EL AREA SEMBRADA EN EL AÑO 2012**

## MANDARINA

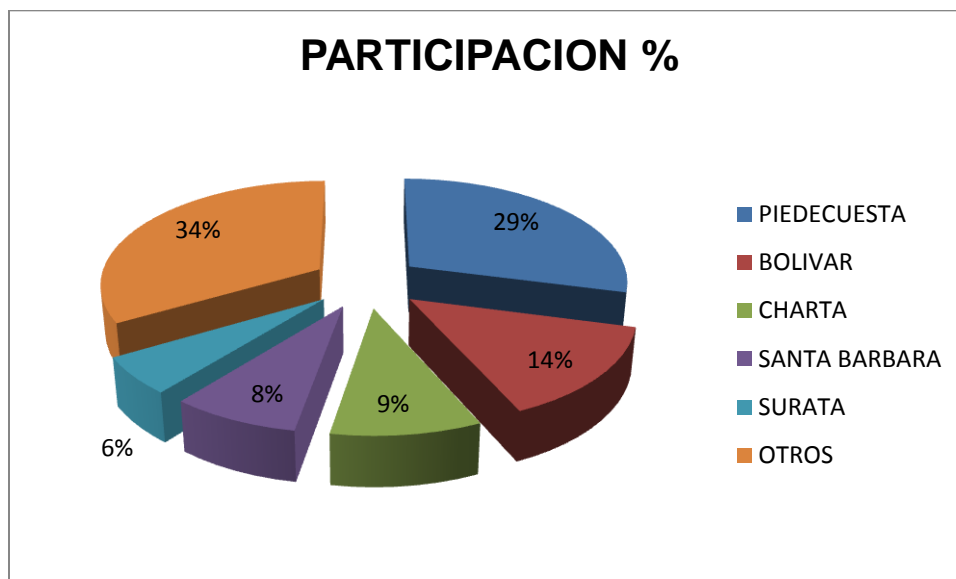
| MUNICIPIO    | AREA TOTAL (Has) | PORCENTAJE % |
|--------------|------------------|--------------|
| RIONEGRO     | 2.485,0          | 38           |
| LEBRIJA      | 1.660,0          | 25           |
| SUAITA       | 1.150,0          | 18           |
| SAN GIL      | 329,0            | 5            |
| SOCORRO      | 205,0            | 3            |
| OTROS        | 712,2            | 11           |
| <b>TOTAL</b> | <b>6.541,2</b>   | <b>100</b>   |



**PARTICIPACION PORCENTUAL DE LOS MUNICIPIOS EN LOS PRINCIPALES CULTIVOS DEL DEPARTAMENTO DE SANTANDER, SEGÚN EL AREA SEMBRADA EN EL AÑO 2012**

## MORA

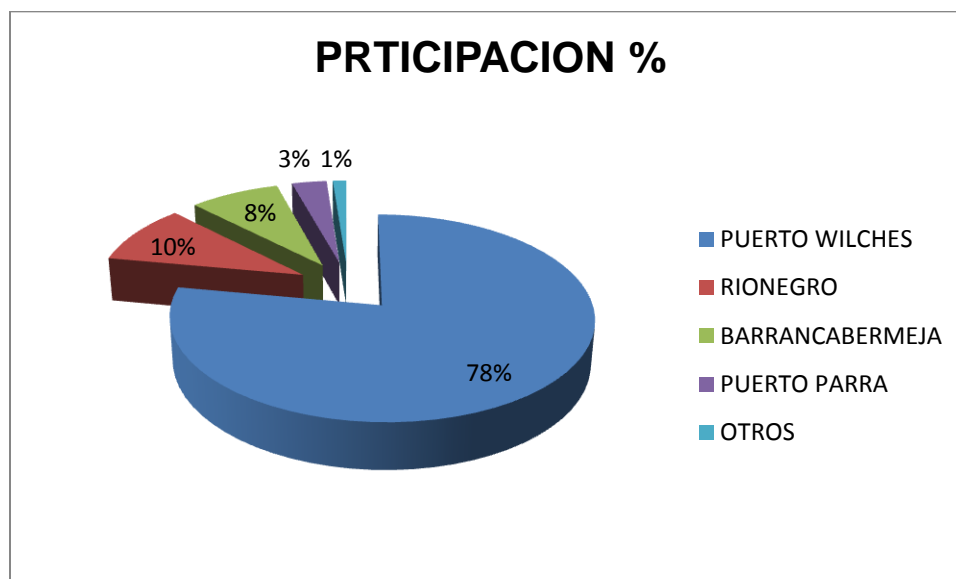
| MUNICIPIO     | AREA TOTAL (Has) | PORCENTAJE % |
|---------------|------------------|--------------|
| PIEDRECUESTA  | 610,0            | 29           |
| BOLIVAR       | 299,0            | 14           |
| CHARTA        | 198,0            | 9            |
| SANTA BARBARA | 170,0            | 8            |
| SURATA        | 120,0            | 6            |
| OTROS         | 701,7            | 34           |
| <b>TOTAL</b>  | <b>2.098,7</b>   | <b>100</b>   |



**PARTICIPACION PORCENTUAL DE LOS MUNICIPIOS EN LOS PRINCIPALES CULTIVOS DEL DEPARTAMENTO DE SANTANDER, SEGÚN EL AREA SEMBRADA EN EL AÑO 2012**

## PALMA DE ACEITE

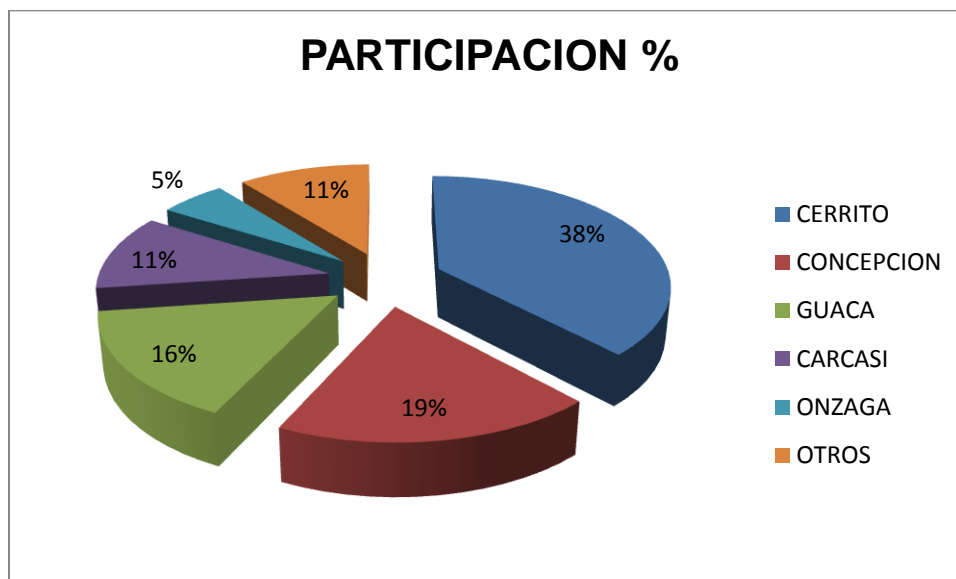
| MUNICIPIO       | AREA TOTAL (Has) | PORCENTAJE % |
|-----------------|------------------|--------------|
| PUERTO WILCHES  | 41.384,00        | 78           |
| RIONEGRO        | 5.150,00         | 10           |
| BARRANCABERMEJA | 4.302,16         | 8            |
| PUERTO PARRA    | 1.659,00         | 3            |
| OTROS           | 647,00           | 1            |
| <b>TOTAL</b>    | <b>53.142,16</b> | <b>100</b>   |



**PARTICIPACION PORCENTUAL DE LOS MUNICIPIOS EN LOS PRINCIPALES CULTIVOS DEL DEPARTAMENTO DE SANTANDER, SEGÚN EL AREA SEMBRADA EN EL AÑO 2012**

**PAPA**

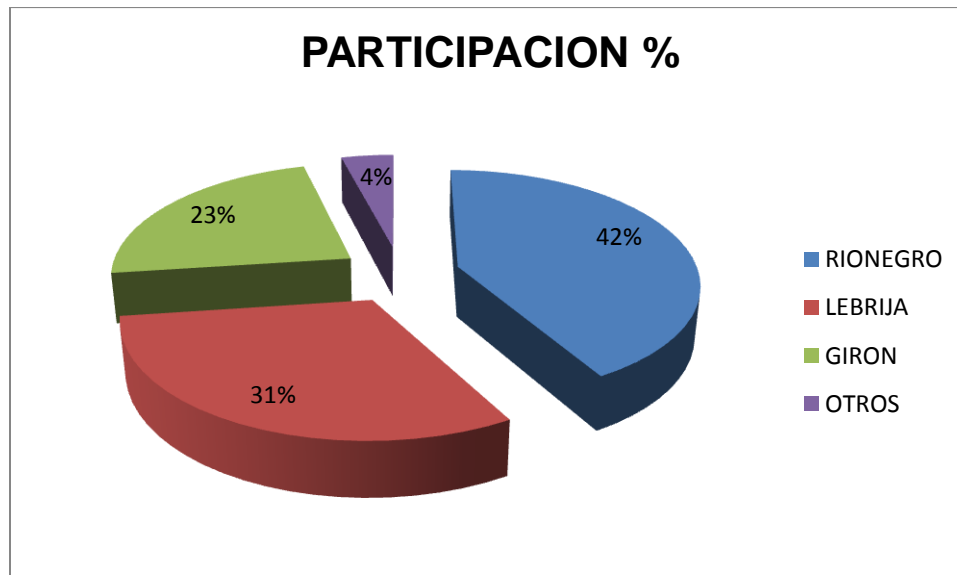
| <b>MUNICIPIO</b> | <b>AREA TOTAL (Has)</b> | <b>PORCENTAJE %</b> |
|------------------|-------------------------|---------------------|
| CERRITO          | 1.200,0                 | 38                  |
| CONCEPCION       | 600,0                   | 19                  |
| GUACA            | 500,0                   | 16                  |
| CARCASI          | 350,0                   | 11                  |
| ONZAGA           | 170,0                   | 5                   |
| OTROS            | 338,0                   | 11                  |
| <b>TOTAL</b>     | <b>3.158,2</b>          | <b>100</b>          |



**PARTICIPACION PORCENTUAL DE LOS MUNICIPIOS EN LOS PRINCIPALES CULTIVOS DEL DEPARTAMENTO DE SANTANDER, SEGÚN EL AREA SEMBRADA EN EL AÑO 2012**

## PIÑA

| MUNICIPIO    | AREA TOTAL (Has) | PORCENTAJE % |
|--------------|------------------|--------------|
| RIONEGRO     | 2.950            | 42           |
| LEBRIJA      | 2.200            | 31           |
| GIRON        | 1.625            | 23           |
| OTROS        | 289              | 4            |
| <b>TOTAL</b> | <b>7.064</b>     | <b>100</b>   |

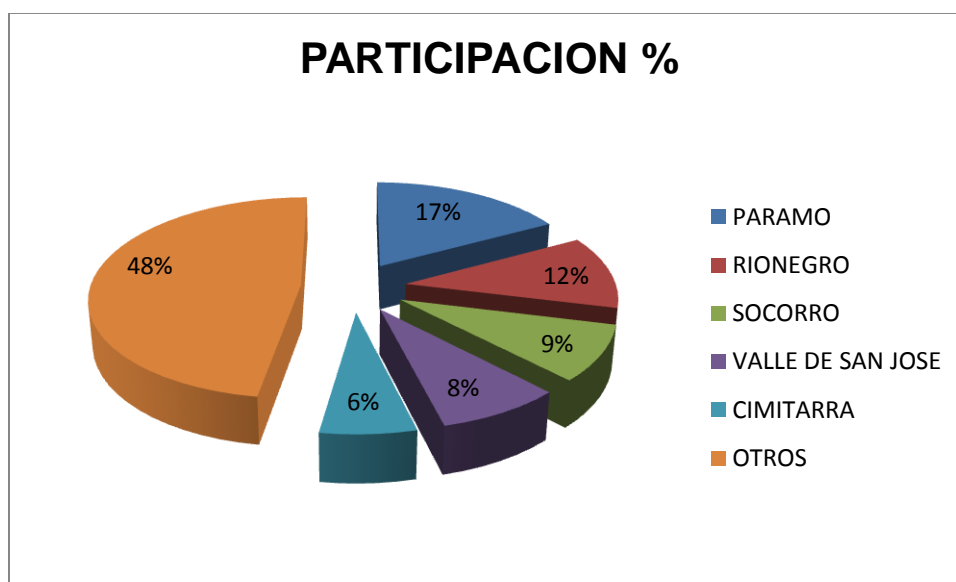




**PARTICIPACION PORCENTUAL DE LOS MUNICIPIOS EN LOS PRINCIPALES CULTIVOS DEL DEPARTAMENTO DE SANTANDER, SEGÚN EL AREA SEMBRADA EN EL AÑO 2012**

## PLATANO

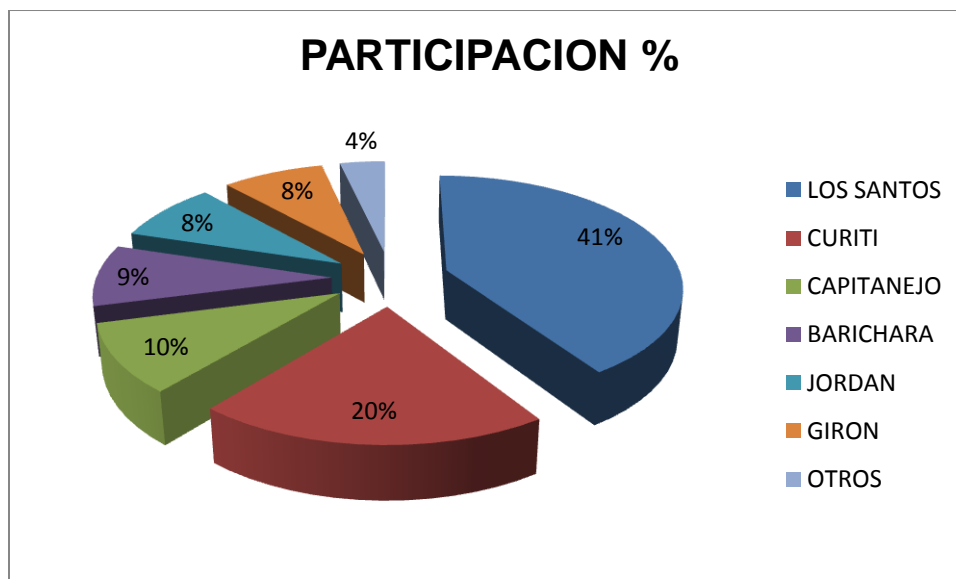
| MUNICIPIO         | AREA TOTAL (Has) | PORCENTAJE % |
|-------------------|------------------|--------------|
| PARAMO            | 1.350,0          | 17           |
| RIONEGRO          | 920,0            | 12           |
| SOCORRO           | 700,0            | 9            |
| VALLE DE SAN JOSE | 658,0            | 8            |
| CIMITARRA         | 500,0            | 6            |
| OTROS             | 3.747,7          | 48           |
| <b>TOTAL</b>      | <b>7.875,7</b>   | <b>100</b>   |



**PARTICIPACION PORCENTUAL DE LOS MUNICIPIOS EN LOS PRINCIPALES CULTIVOS DEL DEPARTAMENTO DE SANTANDER, SEGÚN EL AREA SEMBRADA EN EL AÑO 2012**

## TABACO NEGRO

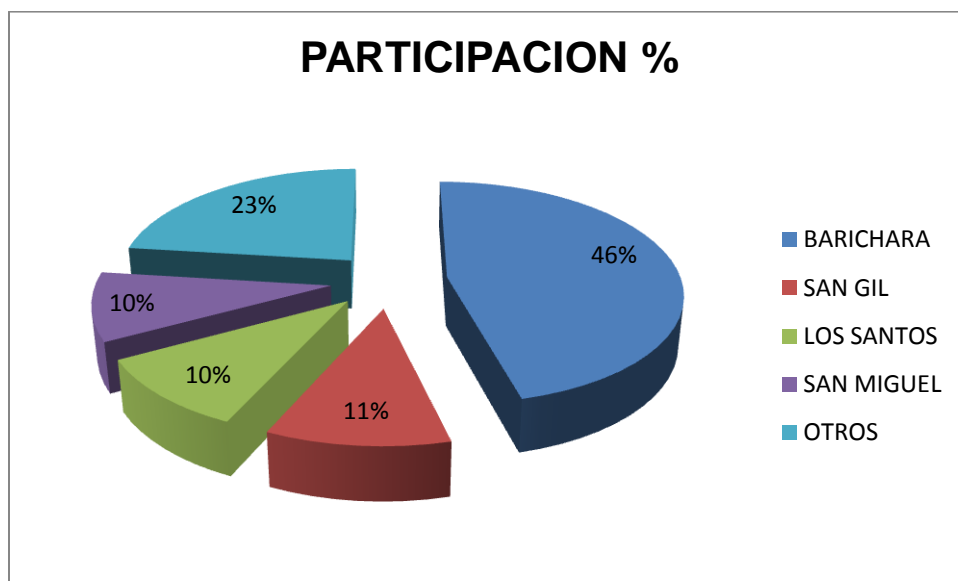
| MUNICIPIO    | AREA TOTAL (Has) | PORCENTAJE % |
|--------------|------------------|--------------|
| LOS SANTOS   | 1.200            | 41           |
| CURITI       | 600              | 20           |
| CAPITANEJO   | 290              | 10           |
| BARICHARA    | 260              | 9            |
| JORDAN       | 250              | 8            |
| GIRON        | 240              | 8            |
| OTROS        | 106              | 4            |
| <b>TOTAL</b> | <b>2.946</b>     | <b>100</b>   |



**PARTICIPACION PORCENTUAL DE LOS MUNICIPIOS EN LOS PRINCIPALES  
CULTIVOS DEL DEPARTAMENTO DE SANTANDER, SEGÚN EL AREA  
SEMBRADA EN EL AÑO 2012**

## TABACO RUBIO

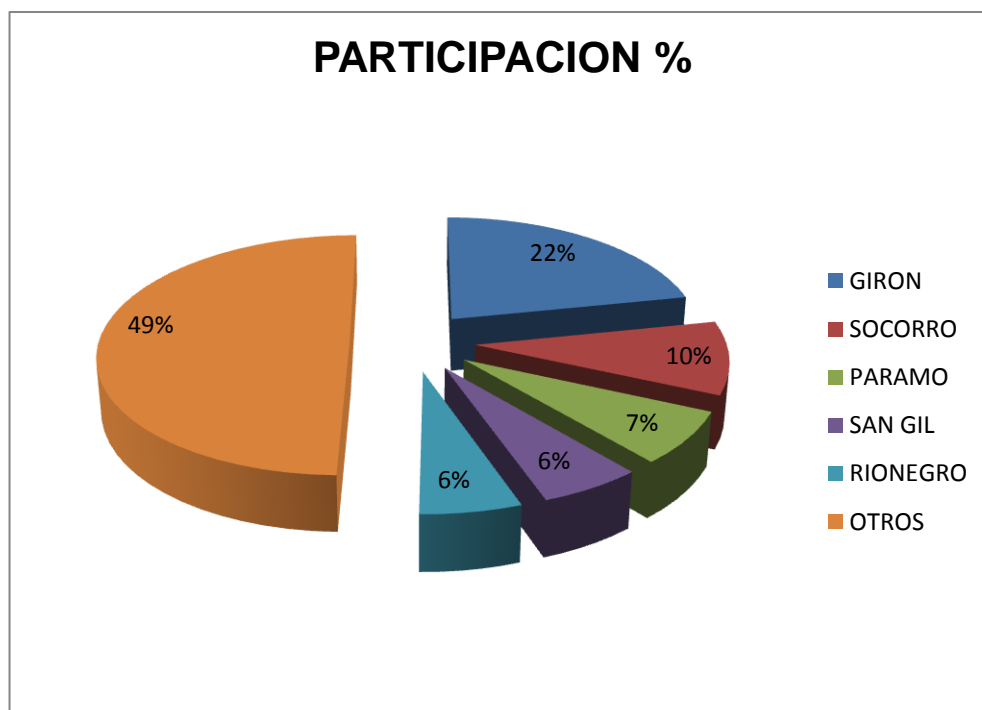
| MUNICIPIO    | AREA TOTAL (Has) | PORCENTAJE % |
|--------------|------------------|--------------|
| BARICHARA    | 1.363            | 46           |
| SAN GIL      | 317              | 11           |
| LOS SANTOS   | 305              | 10           |
| SAN MIGUEL   | 291              | 10           |
| OTROS        | 682              | 23           |
| <b>TOTAL</b> | <b>2.958</b>     | <b>100</b>   |



**PARTICIPACION PORCENTUAL DE LOS MUNICIPIOS EN LOS PRINCIPALES  
CULTIVOS DEL DEPARTAMENTO DE SANTANDER, SEGÚN EL AREA  
SEMBRADA EN EL AÑO 2012**

## TOMATE

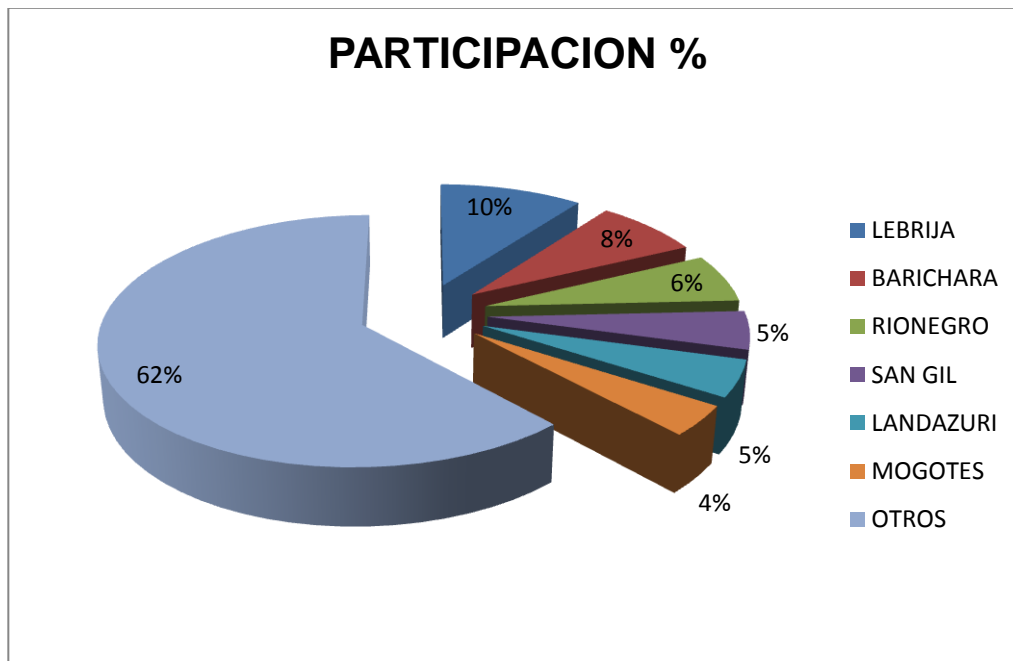
| MUNICIPIO    | AREA TOTAL (Has) | PORCENTAJE % |
|--------------|------------------|--------------|
| GIRON        | 400,00           | 22           |
| SOCORRO      | 180,00           | 10           |
| PARAMO       | 130,00           | 7            |
| SAN GIL      | 107,00           | 6            |
| RIONEGRO     | 105,00           | 6            |
| OTROS        | 911,5            | 49           |
| <b>TOTAL</b> | <b>1.833,50</b>  | <b>100</b>   |



**PARTICIPACION PORCENTUAL DE LOS MUNICIPIOS EN LOS PRINCIPALES CULTIVOS DEL DEPARTAMENTO DE SANTANDER, SEGÚN EL AREA SEMBRADA EN EL AÑO 2012**

## YUCA

| MUNICIPIO    | AREA TOTAL (Has) | PORCENTAJE % |
|--------------|------------------|--------------|
| LEBRIJA      | 520,00           | 10           |
| BARICHARA    | 385,00           | 8            |
| RIONEGRO     | 320,00           | 6            |
| SAN GIL      | 252,00           | 5            |
| LANDAZURI    | 242,00           | 5            |
| MOGOTES      | 200,00           | 4            |
| OTROS        | 3.134,42         | 62           |
| <b>TOTAL</b> | <b>5.053,42</b>  | <b>100</b>   |





Libertad y Orden  
**Ministerio de Agricultura y Desarrollo Rural**  
República de Colombia

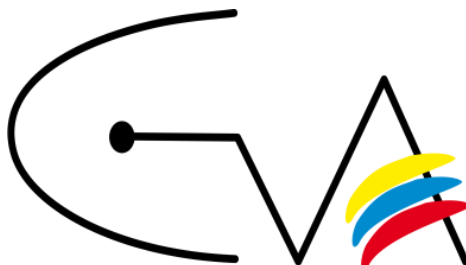
# INFORMACION

# PECUARIA



**CCI** CORPORACIÓN  
COLOMBIA  
INTERNACIONAL

Sembramos a Colombia por el mundo



Evaluaciones Agropecuarias Municipales

## INVENTARIO DE GANADO BOVINO AÑO 2012

| MUNICIPIO       | MACHOS<br>MENORES<br>DE 12<br>MESES | HEMBRAS<br>MENORES<br>DE 12<br>MESES | MACHOS<br>DE 12 A 24<br>MESES | HEMBRAS<br>DE 12 A 24<br>MESES | MACHOS<br>DE 24 A<br>36 MESES | HEMBRAS<br>DE 24 A 36<br>MESES | MACHOS<br>MAYORES<br>DE 36<br>MESES | HEMBRAS<br>MAYORES<br>DE 36<br>MESES | TOTAL  |
|-----------------|-------------------------------------|--------------------------------------|-------------------------------|--------------------------------|-------------------------------|--------------------------------|-------------------------------------|--------------------------------------|--------|
| AGUADA          | 250                                 | 350                                  | 475                           | 325                            | 220                           | 280                            | 480                                 | 420                                  | 2.800  |
| ALBANIA         | 508                                 | 1.210                                | 508                           | 1.210                          | 1.016                         | 3.023                          | 509                                 | 605                                  | 8.589  |
| ARATOCA         | 630                                 | 625                                  | 1.008                         | 666                            | 420                           | 1.390                          | 80                                  | 181                                  | 5.000  |
| BARBOSA         | 288                                 | 356                                  | 378                           | 424                            | 331                           | 484                            | 101                                 | 1.052                                | 3.414  |
| BARICHARA       | 509                                 | 605                                  | 720                           | 755                            | 489                           | 1.527                          | 277                                 | 2.189                                | 7.071  |
| BARRANCABERMEJA | 4.284                               | 4.725                                | 8.199                         | 8.303                          | 6.582                         | 5.172                          | 2.164                               | 17.479                               | 56.872 |
| BETULIA         | 3.150                               | 3.100                                | 3.280                         | 3.180                          | 2.800                         | 2.600                          | 750                                 | 6.200                                | 25.060 |
| BOLIVAR         | 6.747                               | 6.224                                | 6.348                         | 6.627                          | 6.768                         | 6.650                          | 6.714                               | 10.981                               | 57.059 |
| BUCARAMANGA     | 337                                 | 280                                  | 415                           | 554                            | 305                           | 330                            | 117                                 | 858                                  | 3.196  |
| CABRERA         | 1.200                               | 650                                  | 370                           | 400                            | 210                           | 2.100                          | 205                                 | 1.050                                | 6.185  |
| CALIFORNIA      | 80                                  | 70                                   | 150                           | 130                            | 110                           | 120                            | 85                                  | 140                                  | 885    |
| CAPITANEJO      | 190                                 | 210                                  | 200                           | 240                            | 210                           | 260                            | 100                                 | 500                                  | 1.910  |
| CARCASI         | 1.000                               | 1.500                                | 1.300                         | 1.400                          | 1.000                         | 1.800                          | 1.200                               | 1.800                                | 11.000 |
| CEPITA          | 100                                 | 150                                  | 350                           | 160                            | 200                           | 240                            | 100                                 | 150                                  | 1.450  |
| CERRITO         | 420                                 | 860                                  | 840                           | 427                            | 784                           | 2.210                          | 647                                 | 3.415                                | 9.603  |
| CHARALA         | 2.000                               | 2.000                                | 3.000                         | 3.000                          | 3.750                         | 3.750                          | 3.750                               | 3.750                                | 25.000 |

## INVENTARIO DE GANADO BOVINO AÑO 2012

| MUNICIPIO            | MACHOS<br>MENORES<br>DE 12<br>MESES | HEMBRAS<br>MENORES<br>DE 12<br>MESES | MACHOS<br>DE 12 A 24<br>MESES | HEMBRAS<br>DE 12 A 24<br>MESES | MACHOS<br>DE 24 A<br>36 MESES | HEMBRAS<br>DE 24 A 36<br>MESES | MACHOS<br>MAYORES<br>DE 36<br>MESES | HEMBRAS<br>MAYORES<br>DE 36<br>MESES | TOTAL   |
|----------------------|-------------------------------------|--------------------------------------|-------------------------------|--------------------------------|-------------------------------|--------------------------------|-------------------------------------|--------------------------------------|---------|
| CHARTA               | 550                                 | 550                                  | 1.200                         | 800                            | 600                           | 500                            | 100                                 | 800                                  | 5.100   |
| CHIMA                | 1.500                               | 1.500                                | 1.200                         | 1.300                          | 1.000                         | 900                            | 800                                 | 800                                  | 9.000   |
| CHIPATA              | 350                                 | 320                                  | 600                           | 625                            | 800                           | 715                            | 790                                 | 1.130                                | 5.330   |
| CIMITARRA            | 18.790                              | 33.100                               | 45.042                        | 36.468                         | 46.304                        | 27.373                         | 5.232                               | 88.373                               | 300.682 |
| CONCEPCION           | 3.430                               | 4.229                                | 2.558                         | 3.345                          | 1.771                         | 3.387                          | 896                                 | 3.046                                | 22.662  |
| CONFINES             | 415                                 | 396                                  | 244                           | 489                            | 334                           | 460                            | 139                                 | 1.288                                | 3.765   |
| CONTRATACION         | 350                                 | 450                                  | 900                           | 300                            | 1.600                         | 700                            | 250                                 | 500                                  | 5.050   |
| COROMORO             | 2.800                               | 1.800                                | 4.500                         | 2.200                          | 1.500                         | 4.000                          | 1.200                               | 2.800                                | 20.800  |
| CURITI               | 500                                 | 400                                  | 350                           | 400                            | 400                           | 400                            | 1.000                               | 2.020                                | 5.470   |
| EL CARMEN DE CHUCURI | 3.200                               | 4.320                                | 13.790                        | 8.400                          | 1.900                         | 4.200                          | 890                                 | 4.300                                | 41.000  |
| EL GUACAMAYO         | 950                                 | 780                                  | 1.400                         | 1.200                          | 1.100                         | 1.000                          | 650                                 | 980                                  | 8.060   |
| EL PEÑON             | 454                                 | 253                                  | 1.250                         | 890                            | 750                           | 620                            | 420                                 | 955                                  | 5.592   |
| EL PLAYON            | 650                                 | 630                                  | 1.200                         | 1.350                          | 1.250                         | 1.350                          | 400                                 | 1.700                                | 8.530   |
| ENCINO               | 1.911                               | 2.100                                | 1.365                         | 2.036                          | 1.720                         | 414                            | 1.850                               | 905                                  | 12.301  |



### INVENTARIO DE GANADO BOVINO AÑO 2012

| MUNICIPIO     | MACHOS MENORES DE 12 MESES | HEMBRAS MENORES DE 12 MESES | MACHOS DE 12 A 24 MESES | HEMBRAS DE 12 A 24 MESES | MACHOS DE 24 A 36 MESES | HEMBRAS DE 24 A 36 MESES | MACHOS MAYORES DE 36 MESES | HEMBRAS MAYORES DE 36 MESES | TOTAL  |
|---------------|----------------------------|-----------------------------|-------------------------|--------------------------|-------------------------|--------------------------|----------------------------|-----------------------------|--------|
| ENCISO        | 392                        | 405                         | 280                     | 575                      | 365                     | 903                      | 156                        | 583                         | 3.659  |
| FLORIAN       | 400                        | 300                         | 700                     | 400                      | 800                     | 600                      | 3.000                      | 2.520                       | 8.720  |
| FLORIDABLANCA | 400                        | 370                         | 450                     | 350                      | 400                     | 380                      | 750                        | 100                         | 3.200  |
| GALAN         | 740                        | 732                         | 736                     | 852                      | 703                     | 877                      | 275                        | 2.111                       | 7.026  |
| GAMBITA       | 1.300                      | 2.700                       | 1.200                   | 1.800                    | 1.800                   | 3.200                    | 2.000                      | 4.000                       | 18.000 |
| GIRON         | 3.240                      | 2.523                       | 1.700                   | 2.000                    | 1.000                   | 3.830                    | 5.300                      | 3.200                       | 22.793 |
| GUACA         | 920                        | 2.100                       | 720                     | 1.600                    | 360                     | 3.200                    | 0                          | 0                           | 7.780  |
| GUADALUPE     | 2.200                      | 3.000                       | 500                     | 3.500                    | 900                     | 2.500                    | 450                        | 4.500                       | 18.550 |
| GUAPOTA       | 1.129                      | 1.085                       | 712                     | 1.133                    | 464                     | 995                      | 274                        | 3.475                       | 9.267  |
| GUAVATA       | 450                        | 450                         | 1.200                   | 1.400                    | 500                     | 1.000                    | 350                        | 2.000                       | 7.350  |
| GUEPSA        | 90                         | 105                         | 97                      | 84                       | 230                     | 240                      | 83                         | 240                         | 1.169  |
| HATO          | 300                        | 500                         | 500                     | 500                      | 300                     | 1.000                    | 300                        | 1.800                       | 5.200  |
| JESUS MARIA   | 640                        | 500                         | 600                     | 470                      | 400                     | 350                      | 200                        | 1.630                       | 4.790  |
| JORDAN        | 123                        | 145                         | 239                     | 318                      | 180                     | 172                      | 156                        | 527                         | 1.860  |
| LA BELLEZA    | 740                        | 1.710                       | 2.390                   | 3.750                    | 1.580                   | 1.420                    | 1.010                      | 970                         | 13.570 |
| LA PAZ        | 1.230                      | 1.100                       | 1.430                   | 1.000                    | 1.250                   | 920                      | 310                        | 3.110                       | 10.350 |
| LANDAZURI     | 15.000                     | 15.877                      | 4.000                   | 4.000                    | 7.000                   | 7.877                    | 15.000                     | 15.877                      | 84.631 |

## INVENTARIO DE GANADO BOVINO AÑO 2012

| MUNICIPIO          | MACHOS MENORES DE 12 MESES | HEMBRAS MENORES DE 12 MESES | MACHOS DE 12 A 24 MESES | HEMBRAS DE 12 A 24 MESES | MACHOS DE 24 A 36 MESES | HEMBRAS DE 24 A 36 MESES | MACHOS MAYORES DE 36 MESES | HEMBRAS MAYORES DE 36 MESES | TOTAL  |
|--------------------|----------------------------|-----------------------------|-------------------------|--------------------------|-------------------------|--------------------------|----------------------------|-----------------------------|--------|
| LEBRIJA            | 5.000                      | 3.000                       | 4.500                   | 3.500                    | 1.200                   | 4.000                    | 3.000                      | 8.000                       | 32.200 |
| LOS SANTOS         | 580                        | 279                         | 1.873                   | 937                      | 1.249                   | 977                      | 325                        | 1.796                       | 8.022  |
| MACARAVITA         | 215                        | 490                         | 345                     | 787                      | 405                     | 874                      | 312                        | 1.248                       | 4.676  |
| MALAGA             | 650                        | 762                         | 580                     | 671                      | 570                     | 498                      | 358                        | 2.135                       | 6.223  |
| MATANZA            | 252                        | 202                         | 407                     | 536                      | 233                     | 1.034                    | 35                         | 595                         | 3.294  |
| MOGOTES            | 1.000                      | 1.500                       | 1.500                   | 1.500                    | 1.000                   | 1.000                    | 1.000                      | 1.500                       | 10.000 |
| MOLAGAVITA         | 1.127                      | 1.630                       | 1.078                   | 1.480                    | 870                     | 1.210                    | 95                         | 630                         | 8.120  |
| OCAMONTE           | 376                        | 311                         | 390                     | 328                      | 454                     | 351                      | 143                        | 1.109                       | 3.462  |
| OIBA               | 2.300                      | 2.300                       | 2.300                   | 2.550                    | 2.280                   | 2.570                    | 800                        | 5.990                       | 21.090 |
| ONZAGA             | 1.200                      | 1.400                       | 1.000                   | 1.300                    | 1.700                   | 2.100                    | 600                        | 800                         | 10.100 |
| PALMAR             | 270                        | 350                         | 130                     | 170                      | 180                     | 430                      | 145                        | 11.050                      | 2.825  |
| PALMAS DEL SOCORRO | 700                        | 735                         | 716                     | 912                      | 457                     | 540                      | 174                        | 20.300                      | 6.267  |
| PARAMO             | 300                        | 400                         | 280                     | 320                      | 250                     | 280                      | 120                        | 350                         | 2.300  |
| PIEDRECUESTA       | 1.287                      | 1.625                       | 1.979                   | 2.841                    | 1.537                   | 2.072                    | 565                        | 4.803                       | 16.709 |
| PINCHOTE           | 319                        | 360                         | 619                     | 500                      | 413                     | 476                      | 1.601                      | 1.058                       | 5.346  |

### INVENTARIO DE GANADO BOVINO AÑO 2012

| MUNICIPIO             | MACHOS MENORES DE 12 MESES | HEMBRAS MENORES DE 12 MESES | MACHOS DE 12 A 24 MESES | HEMBRAS DE 12 A 24 MESES | MACHOS DE 24 A 36 MESES | HEMBRAS DE 24 A 36 MESES | MACHOS MAYORES DE 36 MESES | HEMBRAS MAYORES DE 36 MESES | TOTAL   |
|-----------------------|----------------------------|-----------------------------|-------------------------|--------------------------|-------------------------|--------------------------|----------------------------|-----------------------------|---------|
| PUENTE NACIONAL       | 3.415                      | 2.310                       | 1.255                   | 712                      | 915                     | 1.318                    | 714                        | 1.400                       | 12.039  |
| PUERTO PARRA          | 5.394                      | 5.878                       | 6.781                   | 8.492                    | 4.201                   | 5.171                    | 917                        | 18.539                      | 55.373  |
| PUERTO WILCHES        | 3.200                      | 7.900                       | 3.600                   | 5.400                    | 5.050                   | 5.200                    | 6.300                      | 3.900                       | 40.550  |
| RIONEGRO              | 20.500                     | 15.600                      | 13.700                  | 26.400                   | 37.520                  | 36.960                   | 16.940                     | 19.320                      | 186.940 |
| SABANA DE TORRES      | 8.168                      | 9.041                       | 12.413                  | 13.940                   | 15.403                  | 11.311                   | 3.413                      | 30.451                      | 104.140 |
| SAN ANDRES            | 3.280                      | 3.300                       | 3.800                   | 3.440                    | 3.950                   | 4.180                    | 2.700                      | 2.270                       | 26.920  |
| SAN BENITO            | 240                        | 201                         | 190                     | 234                      | 340                     | 587                      | 240                        | 435                         | 2.467   |
| SAN GIL               | 940                        | 968                         | 1.095                   | 1.399                    | 728                     | 1.223                    | 319                        | 2.517                       | 9.189   |
| SAN JOAQUIN           | 280                        | 157                         | 304                     | 82                       | 65                      | 1.280                    | 42                         | 200                         | 2.410   |
| SAN JOSE DE MIRANDA   | 325                        | 348                         | 308                     | 315                      | 387                     | 374                      | 765                        | 856                         | 3.678   |
| SAN MIGUEL            | 350                        | 300                         | 400                     | 380                      | 450                     | 500                      | 550                        | 650                         | 3.580   |
| SAN VICENTE DE CHUCU  | 4.820                      | 4.910                       | 4.870                   | 4.850                    | 4.999                   | 9.260                    | 7.830                      | 21.680                      | 63.219  |
| SANTA BARBARA         | 209                        | 201                         | 248                     | 263                      | 276                     | 347                      | 168                        | 573                         | 2.285   |
| SANTA HELENA DEL OPON | 6.680                      | 7.920                       | 3.900                   | 3.600                    | 7.900                   | 8.500                    | 1.203                      | 5.903                       | 45.606  |
| SIMACOTA              | 4.800                      | 5.700                       | 4.350                   | 4.900                    | 4.650                   | 4.100                    | 2.750                      | 3.790                       | 35.040  |

### INVENTARIO DE GANADO BOVINO AÑO 2012

| MUNICIPIO         | MACHOS<br>MENORES<br>DE 12<br>MESES | HEMBRAS<br>MENORES<br>DE 12<br>MESES | MACHOS<br>DE 12 A 24<br>MESES | HEMBRAS<br>DE 12 A 24<br>MESES | MACHOS<br>DE 24 A<br>36 MESES | HEMBRAS<br>DE 24 A 36<br>MESES | MACHOS<br>MAYORES<br>DE 36<br>MESES | HEMBRAS<br>MAYORES<br>DE 36<br>MESES | TOTAL            |
|-------------------|-------------------------------------|--------------------------------------|-------------------------------|--------------------------------|-------------------------------|--------------------------------|-------------------------------------|--------------------------------------|------------------|
| SOCORRO           | 1.350                               | 1.350                                | 1.600                         | 1.700                          | 1.280                         | 1.300                          | 420                                 | 4.320                                | 13.320           |
| SUAITA            | 1.800                               | 1.000                                | 2.000                         | 2.700                          | 2.800                         | 1.500                          | 3.000                               | 2.500                                | 16.300           |
| SUCRE             | 2.500                               | 3.500                                | 2.500                         | 3.500                          | 2.000                         | 3.000                          | 1.500                               | 3.500                                | 22.000           |
| SURATA            | 1.800                               | 1.913                                | 1.545                         | 1.450                          | 3.000                         | 1.700                          | 2.900                               | 6.500                                | 20.808           |
| TONA              | 500                                 | 550                                  | 450                           | 1.000                          | 600                           | 2.100                          | 650                                 | 800                                  | 6.650            |
| VALLE DE SAN JOSE | 259                                 | 291                                  | 351                           | 312                            | 374                           | 584                            | 281                                 | 990                                  | 3.442            |
| VELEZ             | 2.820                               | 5.300                                | 2.400                         | 2.900                          | 2.320                         | 3.210                          | 1.500                               | 8.920                                | 29.370           |
| VETAS             | 90                                  | 100                                  | 65                            | 70                             | 200                           | 160                            | 70                                  | 250                                  | 1.005            |
| VILLANUEVA        | 470                                 | 500                                  | 350                           | 1.000                          | 110                           | 1.100                          | 120                                 | 150                                  | 3.800            |
| ZAPATOCA          | 605                                 | 422                                  | 632                           | 773                            | 608                           | 720                            | 179                                 | 2.058                                | 5.997            |
| <b>TOTAL</b>      | <b>177.208</b>                      | <b>207.259</b>                       | <b>207.398</b>                | <b>219.480</b>                 | <b>217.380</b>                | <b>231.516</b>                 | <b>126.254</b>                      | <b>410.846</b>                       | <b>1.763.113</b> |

### ORIENTACION DEL HATO 2012

| MUNICIPIO       | PROPOSITO       | %     | RAZA O CRUCE PREDOMINANTE | UNIDADES PRODUCTORAS |
|-----------------|-----------------|-------|---------------------------|----------------------|
| AGUADA          | LECHE           | 30,00 | GYR x HOLSTEIN            | 20                   |
|                 | CARNE           | 40,00 | CEBU x SIMBRAH            | 30                   |
|                 | DOBLE PROPOSITO | 30,00 | SIMENTAL x CEBU           | 80                   |
| ALBANIA         | LECHE           | 60,00 | HOLSTEIN x NORMANDA       | 30                   |
|                 | CARNE           | 20,00 | CEBU                      | 5                    |
|                 | DOBLE PROPOSITO | 20,00 | CRIOLLO ANTIOQUEÑO        | 572                  |
| ARATOCA         | LECHE           | 25,00 | PARDO SUIZO x HOLSTEIN    | 160                  |
|                 | CARNE           | 30,00 | CEBU                      | 210                  |
|                 | DOBLE PROPOSITO | 45,00 | MESTIZO x NORMANDA        | 300                  |
| BARBOSA         | LECHE           | 35,00 | PARDO SUIZO               | 150                  |
|                 | CARNE           | 25,00 | CEBU                      | 107                  |
|                 | DOBLE PROPOSITO | 40,00 | GUIROLANDO                | 172                  |
| BARICHARA       | LECHE           | 7,00  | PARDO SUIZO               | 15                   |
|                 | CARNE           | 39,00 | CEBU                      | 142                  |
|                 | DOBLE PROPOSITO | 54,00 | MESTIZO                   | 615                  |
| BARRANCABERMEJA | LECHE           | 0,00  |                           | 0                    |
|                 | CARNE           | 40,00 | BRAHMAN                   | 337                  |
|                 | DOBLE PROPOSITO | 60,00 | BRAHMAN x HOLSTEIN        | 506                  |
| BETULIA         | LECHE           | 14,00 | HOLSTEIN x PARDO SUIZO    | 55                   |
|                 | CARNE           | 13,00 | CEBU x SIMENTAL           | 35                   |
|                 | DOBLE PROPOSITO | 73,00 | CEBU x PARDO SUIZO        | 670                  |
| BOLIVAR         | LECHE           | 5,00  | PARDO SUIZO x NORMANDA    | 500                  |
|                 | CARNE           | 15,00 | CEBU x MESTIZO            | 600                  |
|                 | DOBLE PROPOSITO | 85,00 | MESTIZO x NORMANDA        | 3.500                |
| CABRERA         | LECHE           | 10,00 | PARDO SUIZO               | 20                   |
|                 | CARNE           | 8,00  | BRAHMAN x CEBU            | 16                   |
|                 | DOBLE PROPOSITO | 82,00 | PARDO SUIZO x BRAHMAN     | 164                  |

### ORIENTACION DEL HATO 2012

| MUNICIPIO  | PROPOSITO       | %      | RAZA O CRUCE PREDOMINANTE | UNIDADES PRODUCTORAS |
|------------|-----------------|--------|---------------------------|----------------------|
| CALIFORNIA | LECHE           | 15,00  | NORMANDA x CEBU           | 7                    |
|            | CARNE           | 20,00  | MESTIZO x CEBU            | 17                   |
|            | DOBLE PROPOSITO | 65,00  | NORMANDA                  | 34                   |
| CAPITANEJO | LECHE           | 2,00   | PARDO SUIZO x MESTIZO     | 3                    |
|            | CARNE           | 10,00  | MESTIZO                   | 12                   |
|            | DOBLE PROPOSITO | 88,00  | GYR x MESTIZO             | 359                  |
| CARCASI    | LECHE           | 0,00   |                           | 0                    |
|            | CARNE           | 30,00  | MESTIZO x NORMANDA        | 200                  |
|            | DOBLE PROPOSITO | 70,00  | NORMANDA x MESTIZO        | 980                  |
| CEPITA     | LECHE           | 0,00   |                           | 0                    |
|            | CARNE           | 0,00   |                           | 0                    |
|            | DOBLE PROPOSITO | 100,00 | CEBU x PARDO SUIZO        | 50                   |
| CERRITO    | LECHE           | 5,00   | HOLSTEIN                  | 6                    |
|            | CARNE           | 10,00  | NORMANDA X CRIOLLO        | 25                   |
|            | DOBLE PROPOSITO | 85,00  | NORMANDA x MESTIZO        | 360                  |
| CHARALA    | LECHE           | 40,00  | GUIROLANDO x HOLSTEIN     | 200                  |
|            | CARNE           | 20,00  | BRAHMAN x MESTIZO         | 400                  |
|            | DOBLE PROPOSITO | 40,00  | SIMENTAL x MESTIZO        | 218                  |
| CHARTA     | LECHE           | 0,00   |                           | 0                    |
|            | CARNE           | 40,00  | CEBU                      | 140                  |
|            | DOBLE PROPOSITO | 60,00  | NORMANDA x CRIOLLO        | 400                  |
| CHIMA      | LECHE           | 33,33  | CEBU x PARDO SUIZO        | 40                   |
|            | CARNE           | 33,33  | BRAHMAN                   | 300                  |
|            | DOBLE PROPOSITO | 33,34  | CEBU x PARDO SUIZO        | 150                  |
| CHIPATA    | LECHE           | 12,00  | AYRSHIRE                  | 54                   |
|            | CARNE           | 40,00  | INDICUS                   | 114                  |
|            | DOBLE PROPOSITO | 48,00  | NORMANDA x MESTIZO        | 211                  |

### ORIENTACION DEL HATO 2012

| MUNICIPIO            | PROPOSITO       | %      | RAZA O CRUCE PREDOMINANTE | UNIDADES PRODUCTORAS |
|----------------------|-----------------|--------|---------------------------|----------------------|
| CIMITARRA            | LECHE           | 1,50   | F1 x HOLSTEIN             | 23                   |
|                      | CARNE           | 40,00  | CEBU                      | 611                  |
|                      | DOBLE PROPOSITO | 58,50  | F1 x MESTIZO              | 893                  |
| CONCEPCION           | LECHE           | 10,18  | PARDO SUIZO               | 225                  |
|                      | CARNE           | 52,12  | MESTIZO x CEBU            | 1.154                |
|                      | DOBLE PROPOSITO | 37,70  | NORMANDA                  | 835                  |
| CONFINES             | LECHE           | 2,00   | HOLSTEIN                  | 11                   |
|                      | CARNE           | 38,00  | CEBU                      | 41                   |
|                      | DOBLE PROPOSITO | 60,00  | CEBU x F1                 | 170                  |
| CONTRATACION         | LECHE           | 25,00  | F1                        | 80                   |
|                      | CARNE           | 45,00  | F1                        | 144                  |
|                      | DOBLE PROPOSITO | 30,00  | F1                        | 96                   |
| CURITI               | LECHE           | 20,00  | CEBU x PARDO SUIZO        | 15                   |
|                      | CARNE           | 50,00  | CEBU                      | 310                  |
|                      | DOBLE PROPOSITO | 30,00  | CEBU x PARDO SUIZO        | 140                  |
| EL CARMEN DE CHUCURI | LECHE           | 10,00  | BRAHMAN x GUIROLANDO      | 12                   |
|                      | CARNE           | 35,00  | BRAHMAN x CEBU            | 195                  |
|                      | DOBLE PROPOSITO | 55,00  | BRAHMAN x HOLSTEIN        | 835                  |
| EL GUACAMAYO         | LECHE           | 20,00  | HOLSTEIN                  | 35                   |
|                      | CARNE           | 50,00  | CEBU                      | 100                  |
|                      | DOBLE PROPOSITO | 30,00  | F1                        | 100                  |
| EL PEÑON             | LECHE           | 0,00   |                           | 0                    |
|                      | CARNE           | 0,00   |                           | 0                    |
|                      | DOBLE PROPOSITO | 100,00 | NORMANDA x MESTIZO        | 1.200                |
| EL PLAYON            | LECHE           | 0,00   |                           | 0                    |
|                      | CARNE           | 30,00  | CEBU                      | 70                   |
|                      | DOBLE PROPOSITO | 70,00  | CEBU x PARDO SUIZO        | 600                  |

### ORIENTACION DEL HATO 2012

| MUNICIPIO     | PROPOSITO       | %      | RAZA O CRUCE PREDOMINANTE | UNIDADES PRODUCTORAS |
|---------------|-----------------|--------|---------------------------|----------------------|
| ENCINO        | LECHE           | 0,00   |                           | 0                    |
|               | LECHE           | 7,00   | NORMANDA x PARDO SUIZO    | 318                  |
|               | CARNE           | 48,00  | CEBU                      | 952                  |
| ENCISO        | DOBLE PROPOSITO | 45,00  | PARDO SUIZO x CEBU        | 575                  |
|               | LECHE           | 0,00   |                           | 0                    |
|               | CARNE           | 0,00   |                           | 0                    |
| FLORIAN       | DOBLE PROPOSITO | 100,00 | PARDO SUIZO x NORMANDA    | 20                   |
|               | LECHE           | 20,00  | GYR x HOLSTEIN            | 125                  |
|               | CARNE           | 25,00  | BRAHMAN                   | 220                  |
| FLORIDABLANCA | DOBLE PROPOSITO | 55,00  | NORMANDA x SIMENTAL       | 400                  |
|               | LECHE           | 10,00  | PARDO SUIZO x CEBU        | 5                    |
|               | CARNE           | 30,00  | CEBU x NORMANDA           | 95                   |
| GALAN         | DOBLE PROPOSITO | 60,00  | NORMANDA x HOLSTEIN       | 120                  |
|               | LECHE           | 32,00  | HOLSTEIN                  | 28                   |
|               | CARNE           | 44,00  | CEBU                      | 124                  |
| GAMBITA       | DOBLE PROPOSITO | 24,00  | CEBU x HOLSTEIN           | 134                  |
|               | LECHE           | 40,00  | MESTIZO                   | 400                  |
|               | CARNE           | 30,00  | MESTIZO                   | 300                  |
| GIRON         | DOBLE PROPOSITO | 30,00  | MESTIZO                   | 300                  |
|               | LECHE           | 10,00  | PARDO SUIZO               | 45                   |
|               | CARNE           | 30,00  | CEBU                      | 87                   |
| GUACA         | LECHE           | 40,00  | HOLSTEIN x MESTIZO        | 190                  |
|               | CARNE           | 30,00  | CEBU x NORMANDA           | 190                  |
|               | DOBLE PROPOSITO | 30,00  | NORMANDA x MESTIZO        | 280                  |
| GUADALUPE     | LECHE           | 5,00   | HOLSTEIN                  | 20                   |
|               | CARNE           | 25,00  | CEBU                      | 40                   |
|               | DOBLE PROPOSITO | 70,00  | CEBU x HOLSTEIN           | 700                  |



### ORIENTACION DEL HATO 2012

| MUNICIPIO  | PROPOSITO       | %      | RAZA O CRUCE PREDOMINANTE   | UNIDADES PRODUCTORAS |
|------------|-----------------|--------|-----------------------------|----------------------|
| GUAPOTA    | LECHE           | 20,00  | HOLSTEIN                    | 64                   |
|            | CARNE           | 50,00  | BRAHMAN                     | 161                  |
|            | DOBLE PROPOSITO | 30,00  | HOLSTEIN x GYR              | 97                   |
| GUEPSA     | LECHE           | 1,03   | PARDO SUIZO x JERSEY        | 2                    |
|            | CARNE           | 23,50  | CEBU x PARDO SUIZO          | 50                   |
|            | DOBLE PROPOSITO | 74,47  | MESTIZO                     | 160                  |
| HATO       | LECHE           | 10,00  | CEBU x GYR                  | 20                   |
|            | CARNE           | 10,00  | CEBU                        | 20                   |
|            | DOBLE PROPOSITO | 80,00  | F1 x MESTIZO                | 80                   |
| JORDAN     | LECHE           | 0,00   |                             | 0                    |
|            | CARNE           | 100,00 | CEBU                        | 112                  |
|            | DOBLE PROPOSITO | 0,00   |                             | 0                    |
| LA BELLEZA | LECHE           | 11,00  | HOLSTEIN x BRAHMAN          | 55                   |
|            | CARNE           | 38,00  | SIMENTAL/BRAHMAN x NORMANDA | 190                  |
|            | DOBLE PROPOSITO | 51,00  | BRAHMAN x NORMANDA          | 350                  |
| LANDAZURI  | LECHE           | 40,00  | PARDO SUIZO x CEBU          | 300                  |
|            | CARNE           | 40,00  | CEBU x BRAHMAN              | 350                  |
|            | DOBLE PROPOSITO | 20,00  | PARDO SUIZO x CEBU          | 40                   |
| LEBRIJA    | LECHE           | 10,00  | HOLSTEIN                    | 95                   |
|            | CARNE           | 30,00  | BRAHMAN                     | 265                  |
|            | DOBLE PROPOSITO | 60,00  | F1                          | 550                  |
| LOS SANTOS | LECHE           | 3,00   | HOLSTEIN x PARDO SUIZO      | 5                    |
|            | CARNE           | 97,00  | CEBU x MESTIZO              | 218                  |
|            | DOBLE PROPOSITO | 0,00   |                             | 0                    |
| MACARAVITA | LECHE           | 4,00   | AYRSHIRE                    | 43                   |
|            | CARNE           | 5,00   | MESTIZO x NORMANDA          | 30                   |
|            | DOBLE PROPOSITO | 91,00  | MESTIZO x NORMANDA          | 210                  |

### ORIENTACION DEL HATO 2012

| MUNICIPIO          | PROPOSITO       | %     | RAZA O CRUCE PREDOMINANTE  | UNIDADES PRODUCTORAS |
|--------------------|-----------------|-------|----------------------------|----------------------|
| MALAGA             | LECHE           | 25,00 | HOLSTEIN/JERSEY x AYRSHIRE | 205                  |
|                    | CARNE           | 5,00  | BRAHMAN x MESTIZO          | 100                  |
|                    | DOBLE PROPOSITO | 70,00 | NORMANDA                   | 400                  |
| MATANZA            | LECHE           | 41,00 | HOLSTEIN                   | 139                  |
|                    | CARNE           | 34,00 | CEBU                       | 97                   |
|                    | DOBLE PROPOSITO | 25,00 | NORMANDA x CEBU            | 193                  |
| MOGOTES            | LECHE           | 10,00 | HOLSTEIN                   | 30                   |
|                    | CARNE           | 25,00 | ANGUS x CEBU               | 35                   |
|                    | DOBLE PROPOSITO | 65,00 | CRIOLLO x CEBU             | 400                  |
| MOLAGAVITA         | LECHE           | 50,00 | AYRSHIRE                   | 75                   |
|                    | CARNE           | 0,00  |                            | 0                    |
|                    | DOBLE PROPOSITO | 50,00 | CEBU                       | 1.150                |
| OCAMONTE           | LECHE           | 20,00 | GYR x HOLSTEIN             | 4                    |
|                    | CARNE           | 60,00 | BRAHMAN x CEBU             | 174                  |
|                    | DOBLE PROPOSITO | 20,00 | CEBU x SIMENTAL            | 50                   |
| OIBA               | LECHE           | 40,00 | F1                         | 250                  |
|                    | CARNE           | 50,00 | CEBU                       | 375                  |
|                    | DOBLE PROPOSITO | 10,00 | GYR x HOLSTEIN             | 90                   |
| ONZAGA             | LECHE           | 15,00 | NORMANDA x MESTIZO         | 355                  |
|                    | CARNE           | 12,00 | BRAHMAN x MESTIZO          | 443                  |
|                    | DOBLE PROPOSITO | 73,00 | GYR/MESTIZO                | 2.153                |
| PALMAR             | LECHE           | 0,00  |                            | 0                    |
|                    | CARNE           | 30,00 | CEBU x MESTIZO             | 40                   |
|                    | DOBLE PROPOSITO | 70,00 | MESTIZO x GYR              | 90                   |
| PALMAS DEL SOCORRO | LECHE           | 5,00  | GYR x JERSEY               | 5                    |
|                    | CARNE           | 15,00 | MESTIZO x CEBU             | 25                   |
|                    | DOBLE PROPOSITO | 80,00 | PARDO SUIZO x CEBU         | 275                  |

### ORIENTACION DEL HATO 2012

| MUNICIPIO        | PROPOSITO       | %      | RAZA O CRUCE PREDOMINANTE | UNIDADES PRODUCTORAS |
|------------------|-----------------|--------|---------------------------|----------------------|
| PARAMO           | LECHE           | 10,00  | GYR x NORMANDA            | 15                   |
|                  | CARNE           | 70,00  | CEBU x MESTIZO            | 56                   |
|                  | DOBLE PROPOSITO | 20,00  | NORMANDA x MESTIZO        | 22                   |
| PIEDECUESTA      | LECHE           | 15,00  | CRIOLLO                   | 101                  |
|                  | CARNE           | 45,00  | CEBU                      | 304                  |
|                  | DOBLE PROPOSITO | 40,00  | F1                        | 270                  |
| PINCHOTE         | LECHE           | 6,00   | JERSEY x HOLSTEIN         | 4                    |
|                  | CARNE           | 33,00  | CEBU                      | 77                   |
|                  | DOBLE PROPOSITO | 61,00  | PARDO SUIZO x CEBU        | 173                  |
| PUERTO PARRA     | LECHE           | 4,00   | BRAHMAN x HOLSTEIN        | 12                   |
|                  | CARNE           | 12,00  | BRAHMAN                   | 37                   |
|                  | DOBLE PROPOSITO | 84,00  | GYR x HOLSTEIN            | 260                  |
| PUERTO WILCHES   | LECHE           | 0,00   |                           | 0                    |
|                  | CARNE           | 85,00  | BRAHMAN                   | 300                  |
|                  | DOBLE PROPOSITO | 15,00  | MESTIZO                   | 130                  |
| RIONEGRO         | LECHE           | 30,00  | F1                        | 260                  |
|                  | CARNE           | 40,00  | CEBU                      | 700                  |
|                  | DOBLE PROPOSITO | 30,00  | F1                        | 380                  |
| SABANA DE TORRES | LECHE           | 1,50   | F1 – GYR x HOLSTEIN       | 14                   |
|                  | CARNE           | 7,50   | CEBU x BRAHAMAN           | 69                   |
|                  | DOBLE PROPOSITO | 91,00  | PARDO SUIZO x BRAHAMAN    | 838                  |
| SAN ANDRES       | LECHE           | 12,00  | NORMANDA x CEBU           | 150                  |
|                  | CARNE           | 35,00  | NORMANDA x CEBU           | 1.400                |
|                  | DOBLE PROPOSITO | 53,00  | NORMANDA x CEBU           | 1.076                |
| SAN BENITO       | LECHE           | 0,00   |                           | 0                    |
|                  | CARNE           | 100,00 | CEBU x MESTIZO            | 255                  |
|                  | DOBLE PROPOSITO | 0,00   |                           | 0                    |

### ORIENTACION DEL HATO 2012

| MUNICIPIO             | PROPOSITO       | %     | RAZA O CRUCE PREDOMINANTE     | UNIDADES PRODUCTORAS |
|-----------------------|-----------------|-------|-------------------------------|----------------------|
| SAN GIL               | LECHE           | 2,00  | GYR x PARDO SUIZO             | 2                    |
|                       | CARNE           | 60,00 | BRAHMAN x CEBU                | 300                  |
|                       | DOBLE PROPOSITO | 38,00 | BRAHMAN x PARDO SUIZO         | 250                  |
| SAN JOAQUIN           | LECHE           | 10,00 | HOLSTEIN x CEBU               | 7                    |
|                       | CARNE           | 15,00 | NORMANDA x CEBU               | 8                    |
|                       | DOBLE PROPOSITO | 75,00 | PARDO SUIZO x CEBU            | 187                  |
| SAN JOSE DE MIRANDA   | LECHE           | 3,00  | AYRSHIRE/ HOLSTEIN x NORMANDA | 13                   |
|                       | CARNE           | 5,00  | BRAHMAN/ CEBU x CRIOLLO       | 28                   |
|                       | DOBLE PROPOSITO | 92,00 | NORMANDA x CRIOLLO            | 100                  |
| SAN MIGUEL            | LECHE           | 30,00 | HOLSTEIN x CEBU               | 60                   |
|                       | CARNE           | 20,00 | CEBU                          | 150                  |
|                       | DOBLE PROPOSITO | 50,00 | NORMANDA x CEBU               | 350                  |
| SANTA BARBARA         | LECHE           | 0,00  |                               | 0                    |
|                       | CARNE           | 25,04 | CEBU x MESTIZO                | 85                   |
|                       | DOBLE PROPOSITO | 74,96 | NORMANDA x MESTIZO            | 172                  |
| SANTA HELENA DEL OPON | LECHE           | 0,00  |                               | 0                    |
|                       | CARNE           | 40,00 | CEBU                          | 200                  |
|                       | DOBLE PROPOSITO | 60,00 | MESTIZO                       | 462                  |
| SIMACOTA              | LECHE           | 40,00 | CEBU x HOLSTEIN               | 190                  |
|                       | CARNE           | 30,00 | CEBU                          | 192                  |
|                       | DOBLE PROPOSITO | 30,00 | CEBU x PARDO SUIZO            | 300                  |
| SOCORRO               | LECHE           | 30,00 | F1 x JERSEY                   | 80                   |
|                       | CARNE           | 63,00 | CEBU x F1                     | 290                  |
|                       | DOBLE PROPOSITO | 7,00  | F1                            | 95                   |
| SUAITA                | LECHE           | 10,00 | JERSEY x CEBU                 | 10                   |
|                       | CARNE           | 60,00 | CEBU                          | 70                   |
|                       | DOBLE PROPOSITO | 30,00 | CEBU                          | 80                   |

### ORIENTACION DEL HATO 2012

| MUNICIPIO         | PROPOSITO       | %      | RAZA O CRUCE PREDOMINANTE      | UNIDADES PRODUCTORAS |
|-------------------|-----------------|--------|--------------------------------|----------------------|
| SURATA            | LECHE           | 0,00   |                                | 0                    |
|                   | CARNE           | 0,00   |                                | 0                    |
|                   | DOBLE PROPOSITO | 100,00 | CEBU x NORMANDA                | 500                  |
| VALLE DE SAN JOSE | LECHE           | 20,00  | HOLSTEIN x GYR                 | 10                   |
|                   | CARNE           | 40,00  | BRAHMAN x MESTIZO              | 115                  |
|                   | DOBLE PROPOSITO | 40,00  | SIMENTAL x MESTIZO             | 110                  |
| VELEZ             | LECHE           | 2,00   | AYRSHIRE x MESTIZO             | 24                   |
|                   | CARNE           | 25,00  | CEBU x MESTIZO                 | 180                  |
|                   | DOBLE PROPOSITO | 73,00  | NORMANDA x CEBU                | 690                  |
| VETAS             | LECHE           | 0,00   |                                | 0                    |
|                   | CARNE           | 5,00   | NORMANDA x HOLSTEIN            | 10                   |
|                   | DOBLE PROPOSITO | 95,00  | NORMANDA x HOLSTEIN            | 120                  |
| ZAPATOCA          | LECHE           | 20,00  | BRAHMAN/PARDO SUIZO x HOLSTEIN | 20                   |
|                   | CARNE           | 20,00  | BRAHMAN/LIMOUSIN x ANGUS       | 20                   |
|                   | DOBLE PROPOSITO | 60,00  | BRAHMAN/PARDO SUIZO x HOLSTEIN | 60                   |

### SACRIFICIO, PESO Y PRECIO BOVINO 2012

| MUNICIPIO       | GENERO  | TOTAL SACRIFICIOS<br>AÑO 2012 | PESO PROMEDIO<br>AÑO 2012 | PRECIO PROMEDIO<br>AÑO 2012 |
|-----------------|---------|-------------------------------|---------------------------|-----------------------------|
| AGUADA          | MACHOS  | 133                           | 440                       | 2.600                       |
|                 | HEMBRAS | 107                           | 320                       | 2.600                       |
| ALBANIA         | MACHOS  | 192                           | 400                       | 2.280                       |
|                 | HEMBRAS | 96                            | 380                       | 2.280                       |
| ARATOCA         | MACHOS  | 505                           | 407                       | 2.600                       |
|                 | HEMBRAS | 1.450                         | 367                       | 2.600                       |
| BARBOSA         | MACHOS  | 4.310                         | 427                       | 2.950                       |
|                 | HEMBRAS | 4.482                         | 388                       | 2.950                       |
| BARRANCABERMEJA | MACHOS  | 5.379                         | 466                       | 2.602                       |
|                 | HEMBRAS | 20.512                        | 384                       | 2.602                       |
| BETULIA         | MACHOS  | 241                           | 461                       | 3.000                       |
|                 | HEMBRAS | 265                           | 427                       | 3.000                       |
| BOLIVAR         | MACHOS  | 200                           | 400                       | 2.800                       |
|                 | HEMBRAS | 200                           | 350                       | 2.800                       |
| BUCARAMANGA     | MACHOS  | 92.742                        | 356                       | 2.800                       |
|                 | HEMBRAS | 54.975                        | 302                       | 2.600                       |
| CABRERA         | MACHOS  | 26                            | 450                       | 2.842                       |
|                 | HEMBRAS | 99                            | 405                       | 2.842                       |
| CALIFORNIA      | MACHOS  | 157                           | 420                       | 2.600                       |
|                 | HEMBRAS | 102                           | 380                       | 2.600                       |
| CAPITANEJO      | MACHOS  | 279                           | 350                       | 2.500                       |
|                 | HEMBRAS | 300                           | 300                       | 2.500                       |
| CARCASI         | MACHOS  | 58                            | 440                       | 2.567                       |
|                 | HEMBRAS | 67                            | 437                       | 2.567                       |

### SACRIFICIO, PESO Y PRECIO BOVINO 2012

| MUNICIPIO    | GENERO  | TOTAL SACRIFICIOS<br>AÑO 2012 | PESO PROMEDIO<br>AÑO 2012 | PRECIO PROMEDIO<br>AÑO 2012 |
|--------------|---------|-------------------------------|---------------------------|-----------------------------|
| CERRITO      | MACHOS  | 311                           | 416                       | 2.563                       |
|              | HEMBRAS | 272                           | 356                       | 2.563                       |
| CHARALA      | MACHOS  | 1.506                         | 425                       | 2.900                       |
|              | HEMBRAS | 1.212                         | 375                       | 2.900                       |
| CHARTA       | MACHOS  | 228                           | 402                       | 4.800                       |
|              | HEMBRAS | 221                           | 318                       | 4.800                       |
| CHIMA        | MACHOS  | 348                           | 409                       | 2.925                       |
|              | HEMBRAS | 393                           | 383                       | 2.925                       |
| CHIPATA      | MACHOS  | 353                           | 400                       | 2.800                       |
|              | HEMBRAS | 124                           | 354                       | 2.800                       |
| CIMITARRA    | MACHOS  | 11.430                        | 415                       | 2.788                       |
|              | HEMBRAS | 11.930                        | 336                       | 2.788                       |
| CONCEPCION   | MACHOS  | 315                           | 380                       | 2.400                       |
|              | HEMBRAS | 317                           | 300                       | 2.400                       |
| CONFINES     | MACHOS  | 208                           | 420                       | 2.800                       |
|              | HEMBRAS | 312                           | 400                       | 2.800                       |
| CONTRATACION | MACHOS  | 385                           | 400                       | 2.700                       |
|              | HEMBRAS | 328                           | 350                       | 2.700                       |
| COROMORO     | MACHOS  | 213                           | 400                       | 2.500                       |
|              | HEMBRAS | 284                           | 380                       | 2.500                       |
| CURITI       | MACHOS  | 385                           | 420                       | 3.000                       |
|              | HEMBRAS | 239                           | 400                       | 3.000                       |

### SACRIFICIO, PESO Y PRECIO BOVINO 2012

| MUNICIPIO            | GENERO  | TOTAL SACRIFICIOS<br>AÑO 2012 | PESO PROMEDIO<br>AÑO 2012 | PRECIO PROMEDIO<br>AÑO 2012 |
|----------------------|---------|-------------------------------|---------------------------|-----------------------------|
| EL CARMEN DE CHUCURI | MACHOS  | 573                           | 450                       | 2.830                       |
|                      | HEMBRAS | 860                           | 450                       | 2.830                       |
| EL GUACAMAYO         | MACHOS  | 189                           | 411                       | 2.779                       |
|                      | HEMBRAS | 139                           | 370                       | 2.779                       |
| EL PEÑON             | MACHOS  | 124                           | 276                       | 2.733                       |
|                      | HEMBRAS | 74                            | 235                       | 2.733                       |
| EL PLAYON            | MACHOS  | 1.340                         | 400                       | 2.633                       |
|                      | HEMBRAS | 540                           | 370                       | 2.633                       |
| ENCINO               | MACHOS  | 197                           | 409                       | 2.783                       |
|                      | HEMBRAS | 152                           | 389                       | 2.783                       |
| ENCISO               | MACHOS  | 144                           | 350                       | 2.313                       |
|                      | HEMBRAS | 96                            | 320                       | 2.313                       |
| FLORIAN              | MACHOS  | 50                            | 962                       | 2.400                       |
|                      | HEMBRAS | 375                           | 649                       | 2.400                       |
| GALAN                | MACHOS  | 281                           | 586                       | 2.777                       |
|                      | HEMBRAS | 270                           | 550                       | 2.777                       |
| GAMBITA              | MACHOS  | 133                           | 449                       | 3.067                       |
|                      | HEMBRAS | 620                           | 394                       | 3.067                       |
| GIRON                | MACHOS  | 636                           | 339                       | 2.880                       |
|                      | HEMBRAS | 468                           | 316                       | 2.880                       |
| GUADALUPE            | MACHOS  | 131                           | 420                       | 2.500                       |
|                      | HEMBRAS | 1.117                         | 370                       | 2.500                       |



### SACRIFICIO, PESO Y PRECIO BOVINO 2012

| MUNICIPIO  | GENERO  | TOTAL SACRIFICIOS<br>AÑO 2012 | PESO PROMEDIO<br>AÑO 2012 | PRECIO PROMEDIO<br>AÑO 2012 |
|------------|---------|-------------------------------|---------------------------|-----------------------------|
| GUAPOTA    | MACHOS  | 156                           | 430                       | 2.808                       |
|            | HEMBRAS | 228                           | 392                       | 2.808                       |
| HATO       | MACHOS  | 213                           | 250                       | 3.000                       |
|            | HEMBRAS | 70                            | 187                       | 3.000                       |
| LA BELLEZA | MACHOS  | 144                           | 385                       | 2.217                       |
|            | HEMBRAS | 515                           | 387                       | 2.217                       |
| LANDAZURI  | MACHOS  | 4.240                         | 400                       | 2.700                       |
|            | HEMBRAS | 4.350                         | 350                       | 2.700                       |
| LEBRIJA    | MACHOS  | 800                           | 420                       | 2.300                       |
|            | HEMBRAS | 560                           | 350                       | 2.300                       |
| LOS SANTOS | MACHOS  | 1.124                         | 462                       | 2.833                       |
|            | HEMBRAS | 955                           | 420                       | 2.833                       |
| MACARAVITA | MACHOS  | 171                           | 477                       | 2.929                       |
|            | HEMBRAS | 20                            | 441                       | 2.929                       |
| MALAGA     | MACHOS  | 1.628                         | 399                       | 2.540                       |
|            | HEMBRAS | 2.523                         | 377                       | 2.540                       |
| MATANZA    | MACHOS  | 163                           | 435                       | 2.729                       |
|            | HEMBRAS | 134                           | 397                       | 2.729                       |
| MOGOTES    | MACHOS  | 251                           | 495                       | 2.433                       |
|            | HEMBRAS | 190                           | 373                       | 2.433                       |
| MOLAGAVITA | MACHOS  | 132                           | 280                       | 2.208                       |
|            | HEMBRAS | 60                            | 250                       | 2.208                       |

### SACRIFICIO, PESO Y PRECIO BOVINO 2012

| MUNICIPIO          | GENERO  | TOTAL SACRIFICIOS<br>AÑO 2012 | PESO PROMEDIO<br>AÑO 2012 | PRECIO PROMEDIO<br>AÑO 2012 |
|--------------------|---------|-------------------------------|---------------------------|-----------------------------|
| OCAMONTE           | MACHOS  | 235                           | 450                       | 2.883                       |
|                    | HEMBRAS | 172                           | 400                       | 2.883                       |
| OIBA               | MACHOS  | 1.440                         | 430                       | 2.833                       |
|                    | HEMBRAS | 2.040                         | 400                       | 2.833                       |
| ONZAGA             | MACHOS  | 328                           | 468                       | 2.067                       |
|                    | HEMBRAS | 394                           | 334                       | 2.067                       |
| PALMAR             | MACHOS  | 50                            | 446                       | 2.775                       |
|                    | HEMBRAS | 70                            | 428                       | 2.775                       |
| PALMAS DEL SOCORRO | MACHOS  | 71                            | 450                       | 2.800                       |
|                    | HEMBRAS | 64                            | 400                       | 2.800                       |
| PARAMO             | MACHOS  | 0                             | 427                       | 2.900                       |
|                    | HEMBRAS | 0                             | 412                       | 2.900                       |
| PIEDRECUESTA       | MACHOS  | 0                             | 450                       | 2.800                       |
|                    | HEMBRAS | 0                             | 350                       | 2.800                       |
| PINCHOTE           | MACHOS  | 37                            | 400                       | 2.575                       |
|                    | HEMBRAS | 13                            | 350                       | 2.575                       |
| PUENTE NACIONAL    | MACHOS  | 848                           | 303                       | 2.800                       |
|                    | HEMBRAS | 1.373                         | 247                       | 2.200                       |
| PUERTO PARRA       | MACHOS  | 130                           | 410                       | 2.200                       |
|                    | HEMBRAS | 734                           | 370                       | 2.200                       |
| PUERTO WILCHES     | MACHOS  | 990                           | 480                       | 2.500                       |
|                    | HEMBRAS | 320                           | 350                       | 2.500                       |

### SACRIFICIO, PESO Y PRECIO BOVINO 2012

| MUNICIPIO             | GENERO  | TOTAL SACRIFICIOS<br>AÑO 2012 | PESO PROMEDIO<br>AÑO 2012 | PRECIO PROMEDIO<br>AÑO 2012 |
|-----------------------|---------|-------------------------------|---------------------------|-----------------------------|
| RIONEGRO              | MACHOS  | 3.289                         | 366                       | 2.442                       |
|                       | HEMBRAS | 1.321                         | 347                       | 2.442                       |
| SABANA DE TORRES      | MACHOS  | 341                           | 450                       | 2.400                       |
|                       | HEMBRAS | 1.185                         | 390                       | 2.600                       |
| SAN ANDRES            | MACHOS  | 387                           | 375                       | 2.400                       |
|                       | HEMBRAS | 318                           | 308                       | 2.400                       |
| SAN GIL               | MACHOS  | 6.810                         | 448                       | 2.867                       |
|                       | HEMBRAS | 4.830                         | 428                       | 2.867                       |
| SAN JOAQUIN           | MACHOS  | 71                            | 380                       | 2.542                       |
|                       | HEMBRAS | 282                           | 276                       | 2.542                       |
| SAN JOSE DE MIRANDA   | MACHOS  | 105                           | 388                       | 2.300                       |
|                       | HEMBRAS | 89                            | 360                       | 2.300                       |
| SAN MIGUEL            | MACHOS  | 98                            | 419                       | 1.800                       |
|                       | HEMBRAS | 85                            | 344                       | 1.800                       |
| SANTA BARBARA         | MACHOS  | 136                           | 300                       | 2.500                       |
|                       | HEMBRAS | 82                            | 200                       | 2.500                       |
| SANTA HELENA DEL OPON | MACHOS  | 192                           | 350                       | 2.842                       |
|                       | HEMBRAS | 205                           | 307                       | 2.842                       |
| SIMACOTA              | MACHOS  | 760                           | 404                       | 2.871                       |
|                       | HEMBRAS | 720                           | 378                       | 2.871                       |
| SOCORRO               | MACHOS  | 4.213                         | 478                       | 2.683                       |
|                       | HEMBRAS | 2.798                         | 414                       | 2.683                       |

### SACRIFICIO, PESO Y PRECIO BOVINO 2012

| MUNICIPIO         | GENERO  | TOTAL SACRIFICIOS<br>AÑO 2012 | PESO PROMEDIO<br>AÑO 2012 | PRECIO PROMEDIO<br>AÑO 2012 |
|-------------------|---------|-------------------------------|---------------------------|-----------------------------|
| SUAITA            | MACHOS  | 1.950                         | 464                       | 2.780                       |
|                   | HEMBRAS | 1.120                         | 341                       | 2.780                       |
| SURATA            | MACHOS  | 271                           | 400                       | 2.725                       |
|                   | HEMBRAS | 141                           | 348                       | 2.725                       |
| TONA              | MACHOS  | 740                           | 333                       | 2.350                       |
|                   | HEMBRAS | 50                            | 333                       | 2.350                       |
| VALLE DE SAN JOSE | MACHOS  | 989                           | 470                       | 2.900                       |
|                   | HEMBRAS | 805                           | 425                       | 2.900                       |
| VELEZ             | MACHOS  | 1.649                         | 440                       | 2.900                       |
|                   | HEMBRAS | 1.863                         | 336                       | 2.900                       |
| VETAS             | MACHOS  | 195                           | 300                       | 2.600                       |
|                   | HEMBRAS | 122                           | 250                       | 2.600                       |
| VILLANUEVA        | MACHOS  | 403                           | 400                       | 2.250                       |
|                   | HEMBRAS | 1.407                         | 347                       | 2.250                       |
| ZAPATOCA          | MACHOS  | 944                           | 425                       | 2.833                       |
|                   | HEMBRAS | 410                           | 378                       | 2.833                       |
| <b>TOTAL</b>      |         | <b>296.012</b>                | <b>390</b>                | <b>2.683</b>                |

**PASTOS DE CORTE, NATURAL, MEJORADA, CULTIVO FORRAJERO, SISTEMA SILVOPASTORIL 2012**

| <b>MUNICIPIO</b> | <b>TIPO DE PASTOREO</b> | <b>AREA (ha)</b> | <b>VARIEDAD PREDOMINANTE</b>           |
|------------------|-------------------------|------------------|--|
| AGUADA           | CORTE                   | 80               | KING GRASS O PERUANO                   |
|                  | NATURAL                 | 670              | SABANA                                 |
|                  | MEJORADA                | 180              | BRACHIARIA DECUMBES                    |
|                  | CULTIVO FORRAJERO       | 15               | ESTRELLA                               |
|                  | SISTEMA SILVOPASTORIL   | 10               | BRACHIARIA BRIZANTHA                   |
| ALBANIA          | NATURAL                 | 7.050            | KIKUYO, GRAMINEAS                      |
|                  | MEJORADA                | 748              | BRACHIARIAS                            |
| ARATOCA          | CORTE                   | 150              | KING GRASS, CUBA 22                    |
|                  | NATURAL                 | 4.250            | GORDURA O CHOPIN O MELOSO              |
|                  | MEJORADA                | 850              | BRACHIARIAS, ESTRELLA                  |
|                  | CULTIVO FORRAJERO       | 25               | CHACHAFRUTO, ARO, MATARRATON           |
|                  | SISTEMA SILVOPASTORIL   | 20               | ESTRELLA                               |
| BARBOSA          | CORTE                   | 150              | KING GRASS O PERUANO, CUBA, MARALFALFA |
|                  | NATURAL                 | 1.100            | GRAMA, TRENSILLA O GRAMA TRENSA        |
|                  | MEJORADA                | 200              | BRACHIARIA DECUMBES                    |
|                  | CULTIVO FORRAJERO       | 5                | BOTON DE ORO                           |
|                  | SISTEMA SILVOPASTORIL   | 30               | ACACIA FORRAJERA                       |
| BARICHARA        | CORTE                   | 157              | SUDAN                                  |
|                  | NATURAL                 | 805              | GRAMA, TRENSILLA O GRAMA TRENSA        |
|                  | MEJORADA                | 7.523            | BRACHIARIA DECUMBES                    |
|                  | CULTIVO FORRAJERO       | 17               | LEUCAENA Y MATARRATON                  |
|                  | SISTEMA SILVOPASTORIL   | 145              | MATARRATON                             |
| BARRANCABERMEJA  | CORTE                   | 584              | KING GRASS                             |
|                  | NATURAL                 | 25.650           | COMINO O GUADILLA                      |
|                  | MEJORADA                | 18.756           | BRACHIARIA HUMINICOLA O DULCE          |
|                  | CULTIVO FORRAJERO       | 120              | MATARRATON                             |
|                  | SISTEMA SILVOPASTORIL   | 38               | ACACIA FORRAJERA                       |

**PASTOS DE CORTE, NATURAL, MEJORADA, CULTIVO FORRAJERO, SISTEMA SILVOPASTORIL 2012**

| <b>MUNICIPIO</b> | <b>TIPO DE PASTOREO</b> | <b>AREA (ha)</b> | <b>VARIEDAD PREDOMINANTE</b>  |
|------------------|-------------------------|------------------|-------------------------------|
| BETULIA          | CORTE                   | 610              | ELEFANTE O GIGANTE            |
|                  | NATURAL                 | 8.500            | GRAMA                         |
|                  | MEJORADA                | 7.300            | BRACHIARIA DECUMBES           |
|                  | CULTIVO FORRAJERO       | 65               | MATARRATON                    |
|                  | SISTEMA SILVOPASTORIL   | 40               | BRACHIARIA BRIZANTHA          |
| BOLIVAR          | CORTE                   | 75               | ELEFANTE                      |
|                  | NATURAL                 | 10.000           | KIKUYO O PICUYO               |
|                  | MEJORADA                | 49.500           | BRACHIARIA BRIZANTHA          |
|                  | SISTEMA SILVOPASTORIL   | 5                | ACACIA FORRAJERA              |
| CABRERA          | CORTE                   | 25               | KIN GRASS O PERUANO           |
|                  | NATURAL                 | 900              | CARIMAGUA                     |
|                  | MEJORADA                | 1.200            | BRACHIARIA DECUMBES           |
|                  | SISTEMA SILVOPASTORIL   | 90               | BRACHIARIA DECUMBES           |
| CALIFORNIA       | CORTE                   | 5                | ELEFANTE, KING GRASS          |
|                  | NATURAL                 | 540              | GRAMA, KIKUYO                 |
|                  | MEJORADA                | 4                | TREBOL O CARRETON             |
| CAPITANEJO       | CORTE                   | 53               | INDU, MARALFALFA, ELEFANTE    |
|                  | NATURAL                 | 2.000            | GUINEA, GORDURA, KIKUYO       |
|                  | MEJORADA                | 60               | BRACHIARIA MUTICA             |
|                  | CULTIVO FORRAJERO       | 7                | YATAGO- MATARRATON            |
| CARCASI          | CORTE                   | 300              | MARALFALFA, INDU Y ELEFANTE   |
|                  | NATURAL                 | 18.000           | KIKUYO, TREBOLES              |
|                  | MEJORADA                | 1.047            | RAY GRASS, AVENA              |
| CEPITA           | CORTE                   | 50.000           | MARALFALFA                    |
|                  | NATURAL                 | 250              | KIKUYO O PICUYO               |
|                  | MEJORADA                | 300              | BRACHIARIA HUMINICOLA O DULCE |

**PASTOS DE CORTE, NATURAL, MEJORADA, CULTIVO FORRAJERO, SISTEMA SILVOPASTORIL 2012**

| <b>MUNICIPIO</b> | <b>TIPO DE PASTOREO</b> | <b>AREA (ha)</b> | <b>VARIEDAD PREDOMINANTE</b>           |
|------------------|-------------------------|------------------|--|
| CERRITO          | CORTE                   | 4                | MARALFALFA, KING GRASS, MORADO         |
|                  | NATURAL                 | 4.560            | KIKUYO O PICUYO                        |
|                  | MEJORADA                | 2.800            | RAIGRASS, TREBOLES                     |
|                  | CULTIVO FORRAJERO       | 8                | AVENA FORRAJERA, ALFALFA               |
|                  | SISTEMA SILVOPASTORIL   | 15               | KIKUYO, POA, ALSO SAUS                 |
| CHARALA          | CORTE                   | 280              | KING GRASS O PERUANO                   |
|                  | NATURAL                 | 23.250           | BRACHIARIA DECUMBES                    |
|                  | MEJORADA                | 9.765            | TREBOL O CARRETON                      |
|                  | CULTIVO FORRAJERO       | 120              | BRACHIARIA BRIZANTHA                   |
| CHARTA           | CORTE                   | 100              | ELEFANTE O GIGANTE                     |
|                  | NATURAL                 | 2.950            | KIKUYO O PICUYO, ESTRELLA, GRAMA       |
|                  | MEJORADA                | 400              | BRACHIARIAS                            |
| CHIMA            | CORTE                   | 1.000            | MARALFALFA                             |
|                  | NATURAL                 | 5.000            | BRACHIARIA DECUMBES                    |
| CHIPATA          | CORTE                   | 20               | ELEFANTE O GIGANTE                     |
|                  | NATURAL                 | 5.000            | PAJA O ADMIRABLE                       |
|                  | MEJORADA                | 2.585            | KIKUYO O PICUYO                        |
| CIMITARRA        | CORTE                   | 112              | KING GRASS O PERUANO, CUBA 22, CLON 51 |
|                  | NATURAL                 | 78.345           | COMINO O GUADILLA                      |
|                  | MEJORADA                | 202.500          | BRACHIARIA DECUMBES                    |
| CONCEPCION       | CORTE                   | 100              | INDU, TAIWAN, KING GRASS               |
|                  | NATURAL                 | 35.350           | KIKUYO O PICUYO, OREJA DE RATON        |
|                  | MEJORADA                | 10.575           | TREBOLES, RAIGRASS                     |
|                  | CULTIVO FORRAJERO       | 35               | CAÑA FORRAJERA, MAIZ FORRAJERO, AVENA  |
|                  | SISTEMA SILVOPASTORIL   | 20               | YATAGO, CHACHAFRUTO                    |
| CONFINES         | CORTE                   | 190              | MARALFALFA, ELEFANTE, KING GRASS       |
|                  | NATURAL                 | 4.700            | SABANA                                 |
|                  | MEJORADA                | 475              | BRANQUIARIA DECUMBES                   |

**PASTOS DE CORTE, NATURAL, MEJORADA, CULTIVO FORRAJERO, SISTEMA SILVOPASTORIL 2012**

| <b>MUNICIPIO</b>     | <b>TIPO DE PASTOREO</b> | <b>AREA (ha)</b> | <b>VARIEDAD PREDOMINANTE</b>              |
|----------------------|-------------------------|------------------|---|
| CONTRATACION         | CORTE                   | 25               | MARALFALFA, TAIWAN                        |
|                      | NATURAL                 | 2.300            | SABANA                                    |
|                      | MEJORADA                | 2.350            | BRACHIARIA DECUMBES                       |
| CURITI               | CORTE                   | 265              | TAIWAN                                    |
|                      | NATURAL                 | 4.600            | GRAMA, TRENSILLA O GRAMA TRENDA           |
|                      | MEJORADA                | 1.100            | BRACHIARIA BRIZANTHA                      |
| EL CARMEN DE CHUCURI | CORTE                   | 170              | ELEFANTE O GIGANTE                        |
|                      | NATURAL                 | 11.200           | COMINO O GUADILLA                         |
|                      | MEJORADA                | 8.500            | BRACHIARIA DECUMBES                       |
|                      | CULTIVO FORRAJERO       | 23               | MATARRATON                                |
|                      | SISTEMA SILVOPASTORIL   | 15               | MATARRATON                                |
| EL GUACAMAYO         | CORTE                   | 70               | CUBA 22, MARALFALFA, KING GRASS, ELEFANTE |
|                      | NATURAL                 | 7.000            | SABANA                                    |
|                      | MEJORADA                | 700              | KIKUYO O PICUYO                           |
|                      | CULTIVO FORRAJERO       | 16               | MATARRATON, BOTON DE ORO                  |
| EL PEÑON             | NATURAL                 | 6.250            | KIKUYO, GRAMALOTE, ELEFANTE               |
| EL PLAYON            | CORTE                   | 55               | KING GRASS O PERUANO                      |
|                      | NATURAL                 | 3.000            | CAMINANTE                                 |
|                      | MEJORADA                | 4.100            | BRAQUIARIA DE CUMBES                      |
| ENCINO               | CORTE                   | 11               | KING GRASS O PERUANO                      |
|                      | NATURAL                 | 20.738           | SABANA                                    |
|                      | MEJORADA                | 624              | BRACHIARIA DECUMBES                       |
|                      | CULTIVO FORRAJERO       | 75               | IMPERIAL O CARPETA                        |
|                      | SISTEMA SILVOPASTORIL   | 8                | RAIGRASS, REYGAS, RAIGAS                  |
| ENCISO               | CORTE                   | 35               | TAIWAN                                    |
|                      | NATURAL                 | 2.000            | KIKUYO O PICUYO                           |
|                      | MEJORADA                | 2.200            | BRACHIARIAS Y TREBOLES                    |
|                      | SISTEMA SILVOPASTORIL   | 50               | ACACIA FORRAJERA, KIKUYO                  |



**PASTOS DE CORTE, NATURAL, MEJORADA, CULTIVO FORRAJERO, SISTEMA SILVOPASTORIL 2012**

| <b>MUNICIPIO</b> | <b>TIPO DE PASTOREO</b> | <b>AREA (ha)</b> | <b>VARIEDAD PREDOMINANTE</b>    |
|------------------|-------------------------|------------------|---------------------------------|
| ENCISO           | CORTE                   | 35               | TAIWAN                          |
|                  | NATURAL                 | 2.000            | KIKUYO O PICUYO                 |
|                  | MEJORADA                | 2.200            | BRACHIARIAS Y TREBOLES          |
|                  | SISTEMA SILVOPASTORIL   | 50               | ACACIA FORRAJERA, KIKUYO        |
| FLORIAN          | CORTE                   | 59               | TAIWAN                          |
|                  | NATURAL                 | 6.450            | KIKUYO O PICUYO                 |
|                  | MEJORADA                | 270              | BRANQUIARIA DECUMBES            |
|                  | CULTIVO FORRAJERO       | 10               | ARO                             |
|                  | SISTEMA SILVOPASTORIL   | 5                | MATARRATON                      |
| FLORIDABLANCA    | CORTE                   | 160              | MARALFALFA, ELEFANTE            |
|                  | NATURAL                 | 900              | GRAMA, TRENSILLA O GRAMA TRENSA |
|                  | MEJORADA                | 400              | BRACHIARIA DECUMBES             |
|                  | CULTIVO FORRAJERO       | 30               | ARO, MATARRATON                 |
| GALAN            | CORTE                   | 38               | ELEFANTE                        |
|                  | NATURAL                 | 12.000           | GORDURA O CHOPIN O MELOSO       |
| GAMBITA          | CORTE                   | 50               | ELEFANTE                        |
|                  | NATURAL                 | 16.000           | GRAMA                           |
|                  | MEJORADA                | 1.000            | BRACHIARIA DECUMBES             |
| GIRON            | CORTE                   | 80               | KING GRASS O PERUANO, MORADO    |
|                  | NATURAL                 | 15.000           | GRAMA, TRENSILLA O GRAMA TRENSA |
|                  | MEJORADA                | 8.300            | BRACHIARIA DECUMBES             |
| GUACA            | CORTE                   | 60               | INDU                            |
|                  | NATURAL                 | 1.600            | KIKUYO O PICUYO                 |
|                  | MEJORADA                | 75               | RAIGRASS, TREBOL                |

**PASTOS DE CORTE, NATURAL, MEJORADA, CULTIVO FORRAJERO, SISTEMA SILVOPASTORIL 2012**

| <b>MUNICIPIO</b> | <b>TIPO DE PASTOREO</b> | <b>AREA (ha)</b> | <b>VARIEDAD PREDOMINANTE</b>    |
|------------------|-------------------------|------------------|---------------------------------|
| GUADALUPE        | CORTE                   | 820              | ELEFANTE O GIGANTE              |
|                  | NATURAL                 | 6.500            | GRAMA NATIVA                    |
|                  | MEJORADA                | 1.100            | BRACHIARIA BRIZANTHA            |
|                  | CULTIVO FORRAJERO       | 40               | ARO, MATARRATON                 |
|                  | SISTEMA SILVOPASTORIL   | 1.500            | SABANA, GUAYABA                 |
| GUAPOTA          | CORTE                   | 150              | CUBA 22                         |
|                  | NATURAL                 | 3.600            | SABANA                          |
|                  | MEJORADA                | 1.400            | BRACHIARIA DECUMBES             |
|                  | CULTIVO FORRAJERO       | 70               | MAIZ FORRAJERO                  |
| GUEPSA           | CORTE                   | 30               | KING GRASS, ELEFANTE            |
|                  | NATURAL                 | 850              | GRAMA, TRENSILLA O GRAMA TRENSA |
|                  | MEJORADA                | 30               | BRACHIARIA DECUMBES             |
| HATO             | CORTE                   | 36               | TAIWAN, MORADO                  |
|                  | NATURAL                 | 3.000            | GRAMA, TRENSILLA O GRAMA TRENSA |
|                  | MEJORADA                | 2.000            | BRACHIARIA DECUMBES             |
|                  | CULTIVO FORRAJERO       | 5                | MATARRATON                      |
| JORDAN           | CORTE                   | 80               | MARALFALFA, ELEFANTE            |
|                  | NATURAL                 | 700              | GRAMA, TRENSILLA O GRAMA TRENSA |
|                  | MEJORADA                | 500              | BRACHIARIA BRIZANTHA            |
| LA BELLEZA       | CORTE                   | 70               | MARALFALFA                      |
|                  | NATURAL                 | 1.700            | GRAMA, TRENSILLA O GRAMA TRENSA |
|                  | MEJORADA                | 22.000           | KIKUYO O PICUYO                 |
| LANDAZURI        | CORTE                   | 100              | MARALFALFA                      |
|                  | NATURAL                 | 5.000            | GRAMA                           |
|                  | MEJORADA                | 14.877           | BRACHIARIA HUMINICOLA O DULCE   |
|                  | SISTEMA SILVOPASTORIL   | 1.000            | BRACHIARIA DECUMBES             |
| LEBRIJA          | CORTE                   | 635              | KING GRASS O PERUANO, CUBA 22   |
|                  | NATURAL                 | 6.612            | GRAMA                           |
|                  | MEJORADA                | 16.542           | BRACHIARIA BRIZANTHA            |

**PASTOS DE CORTE, NATURAL, MEJORADA, CULTIVO FORRAJERO, SISTEMA SILVOPASTORIL 2012**

| <b>MUNICIPIO</b> | <b>TIPO DE PASTOREO</b> | <b>AREA (ha)</b> | <b>VARIEDAD PREDOMINANTE</b>    |
|------------------|-------------------------|------------------|---------------------------------|
| LOS SANTOS       | CORTE                   | 265              | KING GRASS O PERUANO            |
|                  | NATURAL                 | 390              | GUINEA O INDIA O SIEMPRE VERDE  |
|                  | MEJORADA                | 170              | BRACHIARIA DECUMBES             |
| MACARAVITA       | CORTE                   | 60               | INDU                            |
|                  | NATURAL                 | 2.830            | KIKUYO O PICUYO, RAIGRASS       |
|                  | MEJORADA                | 18               | ALFALFA, AVENA, TREBOLES        |
| MALAGA           | CORTE                   | 50               | MARALFALFA                      |
|                  | NATURAL                 | 5.200            | KIKUYO O PICUYO, ESTRELLA       |
|                  | MEJORADA                | 2.000            | TREBOL O CARRETON               |
|                  | CULTIVO FORRAJERO       | 20               | BRACHIARIAS                     |
|                  | SISTEMA SILVOPASTORIL   | 250              | LEGUMINOSAS, GRAMINEAS          |
| MATANZA          | CORTE                   | 387              | IMPERIAL O CARPETA              |
|                  | NATURAL                 | 2.480            | SABANA                          |
|                  | MEJORADA                | 795              | BRACHIARIA DECUMBES             |
|                  | SISTEMA SILVOPASTORIL   | 42               | GRAMA                           |
| MOGOTES          | CORTE                   | 500              | KING GRASS O PERUANO            |
|                  | NATURAL                 | 9.000            | GRAMA, TRENSILLA O GRAMA TRENDA |
|                  | MEJORADA                | 300              | BRACHIARIAS                     |
|                  | CULTIVO FORRAJERO       | 6                | RAMIO, BOTON DE ORO             |
| MOLAGAVITA       | CORTE                   | 50               | ELEFANTE O GIGANTE              |
|                  | NATURAL                 | 10.348           | KIKUYO O PICUYO                 |
| OCAMONTE         | CORTE                   | 40               | MARALFALFA                      |
|                  | NATURAL                 | 1.200            | SABANA                          |
|                  | MEJORADA                | 250              | BRACHIARIA BRIZANTHA            |

**PASTOS DE CORTE, NATURAL, MEJORADA, CULTIVO FORRAJERO, SISTEMA SILVOPASTORIL 2012**

| <b>MUNICIPIO</b>   | <b>TIPO DE PASTOREO</b> | <b>AREA (ha)</b> | <b>VARIEDAD PREDOMINANTE</b>                   |
|--------------------|-------------------------|------------------|--|
| OIBA               | CORTE                   | 240              | KING GRASS O PERUANO                           |
|                    | NATURAL                 | 17.800           | SABANA   |
|                    | MEJORADA                | 2.300            | BRACHIARIA DECUMBES                            |
|                    | CULTIVO FORRAJERO       | 50               | MANI FORRAJERO                                 |
|                    | SISTEMA SILVOPASTORIL   | 10               | RAMIO  |
| ONZAGA             | CORTE                   | 100              | KING GRASS MARALFALFA Y OTROS                  |
|                    | NATURAL                 | 4.000            | KIKUYO, GORDURA, GRAMA, POA FALSA, LEGUMINOSAS |
|                    | MEJORADA                | 15               | ESTRELLA, CLON, CUBA 22                        |
|                    | CULTIVO FORRAJERO       | 5                | RAMIO  |
|                    | SISTEMA SILVOPASTORIL   | 10               | BOTON DE ORO                                   |
| PALMAR             | CORTE                   | 40               | KING GRASS O PERUANO                           |
|                    | NATURAL                 | 450              | GRAMALOTE, PAJON, MASIEGA                      |
|                    | MEJORADA                | 1.400            | ESTRELLA                                       |
| PALMAS DEL SOCORRO | CORTE                   | 60               | ELEFANTE, KING GRASS                           |
|                    | NATURAL                 | 590              | GRAMA, TRENILLA O GRAMA TRENISA                |
|                    | MEJORADA                | 1.740            | ESTRELLA, BRACHIARIAS                          |
|                    | CULTIVO FORRAJERO       | 20               | MAIZ FORRAJERO                                 |
| PARAMO             | CORTE                   | 20               | ELEFANTE                                       |
|                    | NATURAL                 | 2.500            | SABANA   |
|                    | MEJORADA                | 260.000          | BRACHIARIA DECUMBES                            |
| PIEDECUESTA        | CORTE                   | 1.700            | MORADO, ELEFANTE, ALFALFA                      |
|                    | NATURAL                 | 6.600            | GRAMA, ESTRELLA                                |
|                    | MEJORADA                | 1.700            | BRANQUARIAS                                    |
|                    | CULTIVO FORRAJERO       | 200              | MANI FORRAJERO                                 |
| PINCHOTE           | CORTE                   | 70               | MARALFALFA, MORADO, KING GRASS                 |
|                    | NATURAL                 | 1.130            | GRAMA, TRENILLA O GRAMA TRENISA                |
|                    | MEJORADA                | 1.300            | BRACHIARIA DECUMBES, ESTRELLA                  |

**PASTOS DE CORTE, NATURAL, MEJORADA, CULTIVO FORRAJERO, SISTEMA SILVOPASTORIL 2012**

| <b>MUNICIPIO</b> | <b>TIPO DE PASTOREO</b> | <b>AREA (ha)</b> | <b>VARIEDAD PREDOMINANTE</b>       |
|------------------|-------------------------|------------------|------------------------------------|
| PUERTO PARRA     | CORTE                   | 20               | KING GRASS O PERUANO, CUBA 22      |
|                  | NATURAL                 | 18.500           | COMINO O GUADILLA                  |
|                  | MEJORADA                | 30.780           | BRACHIARIA HUMINICOLA O DULCE      |
|                  | SISTEMA SILVOPASTORIL   | 300              | GRAMA NATURAL                      |
| PUERTO WILCHES   | CORTE                   | 50               | MARALFALFA                         |
|                  | NATURAL                 | 55.000           | BRACHIARIAS                        |
|                  | MEJORADA                | 10               | CUBA 22, BOTON DE ORO              |
| RIONEGRO         | CORTE                   | 700              | KIKUYO O PICUYO                    |
|                  | NATURAL                 | 65.000           | BRACHIARIA DECUMBES                |
|                  | MEJORADA                | 60.000           | BRACHIARIA BRIZANTHA               |
|                  | CULTIVO FORRAJERO       | 1.800            | MATARRATON                         |
|                  | SISTEMA SILVOPASTORIL   | 250              | ACACIA FORRAJERA                   |
| SABANA DE TORRES | CORTE                   | 260              | MARALFALFA – CUBA 22               |
|                  | NATURAL                 | 41.000           | GRAMA NATURAL                      |
|                  | MEJORADA                | 210.000          | BRACHIARIA HUMIDICOLA              |
| SAN ANDRES       | CORTE                   | 600              | TAIWAN                             |
|                  | NATURAL                 | 18.000           | KIKUYO O PICUYO                    |
|                  | MEJORADA                | 1.600            | BRACHIARIA DECUMBES                |
|                  | CULTIVO FORRAJERO       | 2                | ACACIA FORRAJERA                   |
|                  | SISTEMA SILVOPASTORIL   | 5                | ACACIA FORRAJERA                   |
| SAN BENITO       | CORTE                   | 20               | KING GRASS O PERUANO               |
|                  | NATURAL                 | 1.000            | GRAMA                              |
|                  | MEJORADA                | 150              | BRACHIARIA DECUMBES                |
| SAN GIL          | CORTE                   | 265              | TAIWAN                             |
|                  | NATURAL                 | 4.600            | GRAMA, TRENSILLA O GRAMA TRENDA    |
|                  | MEJORADA                | 1.200            | BRACHIARIA, GRAMA, PLANTAS NATIVAS |
| SAN JOAQUIN      | CORTE                   | 30               | TAIWAN, BRACHIARIA DECUMBES        |
|                  | NATURAL                 | 7.232            | GORDURA, GRAMA BLANCA, KIKUYO      |
|                  | MEJORADA                | 50               | BRACHIARIAS                        |

**PASTOS DE CORTE, NATURAL, MEJORADA, CULTIVO FORRAJERO, SISTEMA SILVOPASTORIL 2012**

| <b>MUNICIPIO</b>      | <b>TIPO DE PASTOREO</b> | <b>AREA (ha)</b> | <b>VARIEDAD PREDOMINANTE</b>     |
|-----------------------|-------------------------|------------------|----------------------------------|
| SAN JOSE DE MIRANDA   | CORTE                   | 50               | INDU                             |
|                       | NATURAL                 | 1.364            | KIKUYO O PICUYO                  |
|                       | MEJORADA                | 186              | RAIGRASS                         |
| SAN MIGUEL            | CORTE                   | 5                | TAIWAN                           |
|                       | NATURAL                 | 2.000            | GORDURA, KIKUYO                  |
|                       | MEJORADA                | 395              | BRACHIARIAS                      |
| SANTA BARBARA         | CORTE                   | 14               | KING GRASS O PERUANO             |
|                       | NATURAL                 | 1.999            | GRAMA, GORDURA                   |
|                       | MEJORADA                | 90               | BRACHIARIA, ESTRELLA             |
| SANTA HELENA DEL OPON | CORTE                   | 4.200            | ELEFANTE , IMPERIAL, TAIWAN      |
|                       | NATURAL                 | 6.800            | GRAMA, KIKUYO                    |
|                       | MEJORADA                | 400              | BRACHIARIA DECUMBES              |
| SIMACOTA              | CORTE                   | 82               | TAIWAN, CUBA 22                  |
|                       | NATURAL                 | 12.300           | GRAMA, SABANA                    |
|                       | MEJORADA                | 23.000           | BRACHIARIA, ESTRELLA             |
|                       | SISTEMA SILVOPASTORIL   | 25               | MATARRATON                       |
| SOCORRO               | CORTE                   | 150              | ELEFANTE, MARALFALFA, MORADO     |
|                       | NATURAL                 | 1.400            | SABANA, GRAMA, TRENCILLA         |
|                       | MEJORADA                | 4.000            | BRACHIARIA BRIZANTHA, ESTRELLA   |
|                       | CULTIVO FORRAJERO       | 30               | MAIZ FORRAJERO, MATARRATON, CAÑA |
|                       | SISTEMA SILVOPASTORIL   | 150              | MATARRATON                       |
| SUAITA                | CORTE                   | 500              | ELEFANTE                         |
|                       | NATURAL                 | 600              | KIKUYO O PICUYO                  |
|                       | MEJORADA                | 200              | BRACHIARIA DECUMBES              |
|                       | CULTIVO FORRAJERO       | 100              | MAIZ FORRAJERO                   |

**PASTOS DE CORTE, NATURAL, MEJORADA, CULTIVO FORRAJERO, SISTEMA SILVOPASTORIL 2012**

| <b>MUNICIPIO</b>  | <b>TIPO DE PASTOREO</b> | <b>AREA (ha)</b> | <b>VARIEDAD PREDOMINANTE</b>           |
|-------------------|-------------------------|------------------|--|
| SURATA            | CORTE                   | 120              | INDU, CUBA 22, ELEFANTE                |
|                   | NATURAL                 | 11.600           | GORDURA, GRAMA                         |
|                   | MEJORADA                | 1.400            | BRACHIARIAS, ESTRELLA, KIKUYO O PICUYO |
|                   | SISTEMA SILVOPASTORIL   | 50               | ACACIA, ESTRELLA                       |
| VALLE DE SAN JOSE | CORTE                   | 60               | ELEFANTE- TAIWAN                       |
|                   | NATURAL                 | 2.893            | NATURAL                                |
|                   | MEJORADA                | 1.000            | BRACHIARIA DECUMBES                    |
|                   | SISTEMA SILVOPASTORIL   | 50               | ARBUSTOS, LEUCAENA                     |
| VELEZ             | CORTE                   | 2.400            | IMPERIAL O CARPETA                     |
|                   | NATURAL                 | 13.800           | KIKUYO O PICUYO                        |
|                   | MEJORADA                | 4.600            | KIKUYO O PICUYO                        |
|                   | SISTEMA SILVOPASTORIL   | 2.400            | KIKUYO O PICUYO                        |
| VETAS             | CORTE                   | 10               | AVENA FORRAJERA                        |
|                   | NATURAL                 | 3.000            | LLANO                                  |
|                   | MEJORADA                | 100              | KIKUYO O PICUYO                        |
|                   | CULTIVO FORRAJERO       | 3                | ALFALFA                                |
|                   | SISTEMA SILVOPASTORIL   | 50               | RAIGRASS, RYEGAS, RAIGAS               |
| ZAPATOCA          | CORTE                   | 300              | MARALFALFA                             |
|                   | NATURAL                 | 5.600            | GRAMA, TRENSILLA O GRAMA TRENDA        |
|                   | MEJORADA                | 8.500            | BRACHIARIA BRIZANTHA                   |
|                   | CULTIVO FORRAJERO       | 700              | BOTON DE ORO                           |
|                   | SISTEMA SILVOPASTORIL   | 2.000            | MATARRATON                             |
| <b>TOTAL</b>      |                         | <b>1.632.178</b> |  |

## PRODUCCION Y PRECIO DE LA LECHE 2012

| MUNICIPIO       | TIPO DE EXPLOTACION    | TIEMPO DE LACTANCIA (DIAS) | VACAS PARA ORDEÑO | PRODUCCION POR VACA (LITROS/DIA) | PRECIO PROMEDIO AÑO 2012 |
|-----------------|------------------------|----------------------------|-------------------|----------------------------------|--------------------------|
| AGUADA          | LECHERIA ESPECIALIZADA | 180                        | 60                | 15,0                             | 830                      |
|                 | LECHERIA TRADICIONAL   | 180                        | 700               | 10,0                             |                          |
|                 | DOBLE PROPOSITO        | 180                        | 600               | 7,0                              |                          |
| ALBANIA         | LECHERIA ESPECIALIZADA | 180                        | 724               | 15,0                             | 400                      |
|                 | LECHERIA TRADICIONAL   | 180                        | 842               | 10,0                             |                          |
|                 | DOBLE PROPOSITO        | 180                        | 233               | 7,0                              |                          |
| ARATOCA         | LECHERIA ESPECIALIZADA | 0                          | 0                 | 0,0                              | 850                      |
|                 | LECHERIA TRADICIONAL   | 150                        | 750               | 8,0                              |                          |
|                 | DOBLE PROPOSITO        | 150                        | 370               | 6,0                              |                          |
| BARBOSA         | LECHERIA ESPECIALIZADA | 250                        | 107               | 15,0                             | 700                      |
|                 | LECHERIA TRADICIONAL   | 250                        | 430               | 9,0                              |                          |
|                 | DOBLE PROPOSITO        | 250                        | 614               | 7,0                              |                          |
| BARICHARA       | LECHERIA ESPECIALIZADA | 0                          | 0                 | 0,0                              | 739                      |
|                 | LECHERIA TRADICIONAL   | 250                        | 585               | 5,0                              |                          |
|                 | DOBLE PROPOSITO        | 250                        | 1.993             | 3,0                              |                          |
| BARRANCABERMEJA | LECHERIA ESPECIALIZADA | 0                          | 0                 | 0,0                              | 888                      |
|                 | LECHERIA TRADICIONAL   | 230                        | 4.236             | 3,0                              |                          |
|                 | DOBLE PROPOSITO        | 230                        | 9.678             | 4,5                              |                          |
| BETULIA         | LECHERIA ESPECIALIZADA | 0                          | 0                 | 0,0                              | 650                      |
|                 | LECHERIA TRADICIONAL   | 285                        | 1.150             | 4,0                              |                          |
|                 | DOBLE PROPOSITO        | 260                        | 2.900             | 6,0                              |                          |
| BOLIVAR         | LECHERIA ESPECIALIZADA | 0                          | 0                 | 0,0                              | 588                      |
|                 | LECHERIA TRADICIONAL   | 240                        | 2.900             | 7,0                              |                          |
|                 | DOBLE PROPOSITO        | 240                        | 8.500             | 4,5                              |                          |
| BUCARAMANGA     | LECHERIA ESPECIALIZADA | 0                          | 0                 | 0,0                              | 800                      |
|                 | LECHERIA TRADICIONAL   | 270                        | 2.000             | 6,0                              |                          |
|                 | DOBLE PROPOSITO        | 0                          | 0                 | 0                                |                          |



## PRODUCCION Y PRECIO DE LA LECHE 2012

| MUNICIPIO  | TIPO DE EXPLOTACION    | TIEMPO DE LACTANCIA (DIAS) | VACAS PARA ORDEÑO | PRODUCCION POR VACA (LITROS/DIA) | PRECIO PROMEDIO AÑO 2012 |
|------------|------------------------|----------------------------|-------------------|----------------------------------|--------------------------|
| CABRERA    | LECHERIA ESPECIALIZADA | 250                        | 80                | 10,0                             | 717                      |
|            | LECHERIA TRADICIONAL   | 240                        | 1.170             | 3,5                              |                          |
|            | DOBLE PROPOSITO        | 270                        | 430               | 5,0                              |                          |
| CALIFORNIA | LECHERIA ESPECIALIZADA | 0                          | 0                 | 0,0                              | 540                      |
|            | LECHERIA TRADICIONAL   | 270                        | 120               | 4,0                              |                          |
|            | DOBLE PROPOSITO        | 250                        | 84                | 3,5                              |                          |
| CAPITANEJO | LECHERIA ESPECIALIZADA | 0                          | 0                 | 0,0                              | 750                      |
|            | LECHERIA TRADICIONAL   | 180                        | 300               | 7,0                              |                          |
|            | DOBLE PROPOSITO        | 90                         | 100               | 6,0                              |                          |
| CARCASI    | LECHERIA ESPECIALIZADA | 0                          | 0                 | 0,0                              | 613                      |
|            | LECHERIA TRADICIONAL   | 280                        | 2.000             | 2,5                              |                          |
|            | DOBLE PROPOSITO        | 290                        | 500               | 3,5                              |                          |
| CEPITA     | LECHERIA ESPECIALIZADA | 0                          | 0                 | 0,0                              | 527                      |
|            | LECHERIA TRADICIONAL   | 270                        | 32                | 5,0                              |                          |
|            | DOBLE PROPOSITO        | 270                        | 100               | 5,0                              |                          |
| CERRITO    | LECHERIA ESPECIALIZADA | 0                          | 0                 | 0,0                              | 650                      |
|            | LECHERIA TRADICIONAL   | 0                          | 0                 | 0,0                              |                          |
|            | DOBLE PROPOSITO        | 300                        | 3.800             | 4,0                              |                          |
| CHARALA    | LECHERIA ESPECIALIZADA | 300                        | 100               | 10,0                             | 850                      |
|            | LECHERIA TRADICIONAL   | 250                        | 1.825             | 5,0                              |                          |
|            | DOBLE PROPOSITO        | 240                        | 1.825             | 10,0                             |                          |
| CHARTA     | LECHERIA ESPECIALIZADA | 0                          | 0                 | 0,0                              | 733                      |
|            | LECHERIA TRADICIONAL   | 0                          | 0                 | 0,0                              |                          |
|            | DOBLE PROPOSITO        | 240                        | 1.000             | 4,0                              |                          |
| CHIMA      | LECHERIA ESPECIALIZADA | 0                          | 0                 | 0,0                              | 643                      |
|            | LECHERIA TRADICIONAL   | 240                        | 1.000             | 5,0                              |                          |
|            | DOBLE PROPOSITO        | 0                          | 0                 | 0,0                              |                          |

## PRODUCCION Y PRECIO DE LA LECHE 2012

| MUNICIPIO            | TIPO DE EXPLOTACION    | TIEMPO DE LACTANCIA (DIAS) | VACAS PARA ORDEÑO | PRODUCCION POR VACA (LITROS/DIA) | PRECIO PROMEDIO AÑO 2012 |
|----------------------|------------------------|----------------------------|-------------------|----------------------------------|--------------------------|
| CHIPATA              | LECHERIA ESPECIALIZADA | 220                        | 175               | 18,0                             | 700                      |
|                      | LECHERIA TRADICIONAL   | 220                        | 355               | 12,0                             |                          |
|                      | DOBLE PROPOSITO        | 200                        | 2.000             | 8,0                              |                          |
| CIMITARRA            | LECHERIA ESPECIALIZADA | 200                        | 795               | 8,0                              | 750                      |
|                      | LECHERIA TRADICIONAL   | 180                        | 2.120             | 2,0                              |                          |
|                      | DOBLE PROPOSITO        | 180                        | 29.848            | 3,5                              |                          |
| CONCEPCION           | LECHERIA ESPECIALIZADA | 180                        | 65                | 18,0                             | 620                      |
|                      | LECHERIA TRADICIONAL   | 250                        | 1.700             | 4,0                              |                          |
|                      | DOBLE PROPOSITO        | 180                        | 600               | 7,0                              |                          |
| CONFINES             | LECHERIA ESPECIALIZADA | 0                          | 0                 | 0,0                              | 725                      |
|                      | LECHERIA TRADICIONAL   | 180                        | 72                | 6,0                              |                          |
|                      | DOBLE PROPOSITO        | 180                        | 14                | 2,0                              |                          |
| CONTRATACION         | LECHERIA ESPECIALIZADA | 0                          | 0                 | 0,0                              | 600                      |
|                      | LECHERIA TRADICIONAL   | 210                        | 280               | 4,0                              |                          |
|                      | DOBLE PROPOSITO        | 210                        | 300               | 4,0                              |                          |
| COROMORO             | LECHERIA ESPECIALIZADA | 0                          | 0                 | 0,0                              | 580                      |
|                      | LECHERIA TRADICIONAL   | 180                        | 1.500             | 4,0                              |                          |
|                      | DOBLE PROPOSITO        | 180                        | 600               | 4,0                              |                          |
| CURITI               | LECHERIA ESPECIALIZADA | 0                          | 0                 | 0,0                              | 800                      |
|                      | LECHERIA TRADICIONAL   | 240                        | 100               | 10,0                             |                          |
|                      | DOBLE PROPOSITO        | 240                        | 270               | 4,0                              |                          |
| EL CARMEN DE CHUCURI | LECHERIA ESPECIALIZADA | 0                          | 0                 | 0,0                              | 593                      |
|                      | LECHERIA TRADICIONAL   | 240                        | 270               | 3,0                              |                          |
|                      | DOBLE PROPOSITO        | 240                        | 3.100             | 2,0                              |                          |
| EL GUACAMAYO         | LECHERIA ESPECIALIZADA | 220                        | 250               | 7,0                              | 592                      |
|                      | LECHERIA TRADICIONAL   | 220                        | 350               | 6,0                              |                          |
|                      | DOBLE PROPOSITO        | 220                        | 250               | 5,0                              |                          |

## PRODUCCION Y PRECIO DE LA LECHE 2012

| MUNICIPIO     | TIPO DE EXPLOTACION    | TIEMPO DE LACTANCIA (DIAS) | VACAS PARA ORDEÑO | PRODUCCION POR VACA (LITROS/DIA) | PRECIO PROMEDIO AÑO 2012 |
|---------------|------------------------|----------------------------|-------------------|----------------------------------|--------------------------|
| EL PEÑON      | LECHERIA ESPECIALIZADA | 0                          | 0                 | 0,0                              | 600                      |
|               | LECHERIA TRADICIONAL   | 0                          | 0                 | 0,0                              |                          |
|               | DOBLE PROPOSITO        | 210                        | 782               | 3,5                              |                          |
| EL PLAYON     | LECHERIA ESPECIALIZADA | 0                          | 0                 | 0,0                              | 750                      |
|               | LECHERIA TRADICIONAL   | 0                          | 0                 | 0,0                              |                          |
|               | DOBLE PROPOSITO        | 210                        | 1.500             | 4,0                              |                          |
| ENCINO        | LECHERIA ESPECIALIZADA | 0                          | 0                 | 0,0                              | 750                      |
|               | LECHERIA TRADICIONAL   | 180                        | 208               | 5,0                              |                          |
|               | DOBLE PROPOSITO        | 180                        | 586               | 6,0                              |                          |
| ENCISO        | LECHERIA ESPECIALIZADA | 0                          | 0                 | 0,0                              | 690                      |
|               | LECHERIA TRADICIONAL   | 0                          | 0                 | 0,0                              |                          |
|               | DOBLE PROPOSITO        | 210                        | 1.350             | 5,0                              |                          |
| FLORIAN       | LECHERIA ESPECIALIZADA | 0                          | 0                 | 0,0                              | 625                      |
|               | LECHERIA TRADICIONAL   | 210                        | 1.250             | 6,5                              |                          |
|               | DOBLE PROPOSITO        | 210                        | 1.270             | 6,5                              |                          |
| FLORIDABLANCA | LECHERIA ESPECIALIZADA | 210                        | 200               | 16,0                             | 738                      |
|               | LECHERIA TRADICIONAL   | 180                        | 90                | 8,0                              |                          |
|               | DOBLE PROPOSITO        | 180                        | 180               | 5,0                              |                          |
| GALAN         | LECHERIA ESPECIALIZADA | 150                        | 34                | 14,0                             | 650                      |
|               | LECHERIA TRADICIONAL   | 270                        | 1.967             | 5,0                              |                          |
|               | DOBLE PROPOSITO        | 270                        | 384               | 4,5                              |                          |
| GAMBITA       | LECHERIA ESPECIALIZADA | 0                          | 0                 | 0,0                              | 650                      |
|               | LECHERIA TRADICIONAL   | 180                        | 300               | 6,0                              |                          |
|               | DOBLE PROPOSITO        | 180                        | 3.000             | 3,0                              |                          |
| GIRON         | LECHERIA ESPECIALIZADA | 0                          | 0                 | 0,0                              | 842                      |
|               | LECHERIA TRADICIONAL   | 210                        | 2.200             | 5,0                              |                          |
|               | DOBLE PROPOSITO        | 210                        | 1.200             | 4,0                              |                          |

**PRODUCCION Y PRECIO DE LA LECHE 2012**

| <b>MUNICIPIO</b> | <b>TIPO DE EXPLOTACION</b> | <b>TIEMPO DE LACTANCIA (DIAS)</b> | <b>VACAS PARA ORDEÑO</b> | <b>PRODUCCION POR VACA (LITROS/DIA)</b> | <b>PRECIO PROMEDIO AÑO 2012</b> |
|------------------|----------------------------|-----------------------------------|--------------------------|---|---------------------------------|
| GUACA            | LECHERIA ESPECIALIZADA     | 0                                 | 0                        | 0,0                                     | 760                             |
|                  | LECHERIA TRADICIONAL       | 0                                 | 0                        | 0,0                                     |                                 |
|                  | DOBLE PROPOSITO            | 210                               | 300                      | 8,0                                     |                                 |
| GUADALUPE        | LECHERIA ESPECIALIZADA     | 0                                 | 0                        | 0,0                                     | 1.000                           |
|                  | LECHERIA TRADICIONAL       | 210                               | 850                      | 4,0                                     |                                 |
|                  | DOBLE PROPOSITO            | 180                               | 1.500                    | 3,5                                     |                                 |
| GUAPOTA          | LECHERIA ESPECIALIZADA     | 210                               | 1.853                    | 18,0                                    | 792                             |
|                  | LECHERIA TRADICIONAL       | 210                               | 4.000                    | 4,0                                     |                                 |
|                  | DOBLE PROPOSITO            | 210                               | 2.780                    | 10,0                                    |                                 |
| GUAVATA          | LECHERIA ESPECIALIZADA     | 0                                 | 0                        | 0,0                                     | 700                             |
|                  | LECHERIA TRADICIONAL       | 250                               | 1.120                    | 3,0                                     |                                 |
|                  | DOBLE PROPOSITO            | 270                               | 1.800                    | 3,0                                     |                                 |
| GUEPSA           | LECHERIA ESPECIALIZADA     | 0                                 | 0                        | 0,0                                     | 729                             |
|                  | LECHERIA TRADICIONAL       | 150                               | 50                       | 6,0                                     |                                 |
|                  | DOBLE PROPOSITO            | 150                               | 200                      | 4,0                                     |                                 |
| HATO             | LECHERIA ESPECIALIZADA     | 0                                 | 0                        | 0,0                                     | 700                             |
|                  | LECHERIA TRADICIONAL       | 0                                 | 0                        | 0,0                                     |                                 |
|                  | DOBLE PROPOSITO            | 180                               | 950                      | 6,0                                     |                                 |
| JESUS MARIA      | LECHERIA ESPECIALIZADA     | 0                                 | 0                        | 0,0                                     | 650                             |
|                  | LECHERIA TRADICIONAL       | 210                               | 800                      | 5,0                                     |                                 |
|                  | DOBLE PROPOSITO            | 210                               | 500                      | 5,0                                     |                                 |
| LA BELLEZA       | LECHERIA ESPECIALIZADA     | 0                                 | 0                        | 0,0                                     | 492                             |
|                  | LECHERIA TRADICIONAL       | 180                               | 7.020                    | 6,0                                     |                                 |
|                  | DOBLE PROPOSITO            | 180                               | 680                      | 4,0                                     |                                 |
| LA PAZ           | LECHERIA ESPECIALIZADA     | 0                                 | 0                        | 0,0                                     | 500                             |
|                  | LECHERIA TRADICIONAL       | 250                               | 70                       | 5,0                                     |                                 |
|                  | DOBLE PROPOSITO            | 240                               | 560                      | 3,5                                     |                                 |

## PRODUCCION Y PRECIO DE LA LECHE 2012

| MUNICIPIO  | TIPO DE EXPLOTACION    | TIEMPO DE LACTANCIA (DIAS) | VACAS PARA ORDEÑO | PRODUCCION POR VACA (LITROS/DIA) | PRECIO PROMEDIO AÑO 2012 |
|------------|------------------------|----------------------------|-------------------|----------------------------------|--------------------------|
| LANDAZURI  | LECHERIA ESPECIALIZADA | 0                          | 0                 | 0,0                              | 583                      |
|            | LECHERIA TRADICIONAL   | 150                        | 2.000             | 6,0                              |                          |
|            | DOBLE PROPOSITO        | 210                        | 2.400             | 3,5                              |                          |
| LEBRIJA    | LECHERIA ESPECIALIZADA | 210                        | 400               | 10,0                             | 700                      |
|            | LECHERIA TRADICIONAL   | 240                        | 1.500             | 4,0                              |                          |
|            | DOBLE PROPOSITO        | 240                        | 3.500             | 4,5                              |                          |
| LOS SANTOS | LECHERIA ESPECIALIZADA | 0                          | 0                 | 0,0                              | 1.000                    |
|            | LECHERIA TRADICIONAL   | 240                        | 850               | 4,0                              |                          |
|            | DOBLE PROPOSITO        | 0                          | 0                 | 0,0                              |                          |
| MACARAVITA | LECHERIA ESPECIALIZADA | 0                          | 0                 | 0,0                              | 640                      |
|            | LECHERIA TRADICIONAL   | 260                        | 360               | 5,0                              |                          |
|            | DOBLE PROPOSITO        | 250                        | 680               | 4,6                              |                          |
| MALAGA     | LECHERIA ESPECIALIZADA | 240                        | 100               | 16,0                             | 700                      |
|            | LECHERIA TRADICIONAL   | 240                        | 1.000             | 12,0                             |                          |
|            | DOBLE PROPOSITO        | 240                        | 2.500             | 7,0                              |                          |
| MATANZA    | LECHERIA ESPECIALIZADA | 0                          | 0                 | 0,0                              | 800                      |
|            | LECHERIA TRADICIONAL   | 240                        | 1.010             | 4,0                              |                          |
|            | DOBLE PROPOSITO        | 240                        | 619               | 4,0                              |                          |
| MOGOTES    | LECHERIA ESPECIALIZADA | 0                          | 0                 | 0,0                              | 1.000                    |
|            | LECHERIA TRADICIONAL   | 0                          | 0                 | 0,0                              |                          |
|            | DOBLE PROPOSITO        | 0                          | 0                 | 0,0                              |                          |
| MOLAGAVITA | LECHERIA ESPECIALIZADA | 180                        | 15                | 15,0                             | 665                      |
|            | LECHERIA TRADICIONAL   | 180                        | 350               | 6,0                              |                          |
|            | DOBLE PROPOSITO        | 180                        | 230               | 4,0                              |                          |
| OCAMONTE   | LECHERIA ESPECIALIZADA | 0                          | 0                 | 0,0                              | 800                      |
|            | LECHERIA TRADICIONAL   | 240                        | 300               | 7,0                              |                          |
|            | DOBLE PROPOSITO        | 0                          | 0                 | 0,0                              |                          |

### PRODUCCION Y PRECIO DE LA LECHE 2012

| MUNICIPIO          | TIPO DE EXPLOTACION    | TIEMPO DE LACTANCIA (DIAS) | VACAS PARA ORDEÑO | PRODUCCION POR VACA (LITROS/DIA) | PRECIO PROMEDIO AÑO 2012 |
|--------------------|------------------------|----------------------------|-------------------|----------------------------------|--------------------------|
| OIBA               | LECHERIA ESPECIALIZADA | 180                        | 2.500             | 15,0                             | 700                      |
|                    | LECHERIA TRADICIONAL   | 180                        | 2.400             | 5,0                              |                          |
|                    | DOBLE PROPOSITO        | 180                        | 1.500             | 4,0                              |                          |
| ONZAGA             | LECHERIA ESPECIALIZADA | 0                          | 0                 | 0,0                              | 600                      |
|                    | LECHERIA TRADICIONAL   | 240                        | 300               | 10,0                             |                          |
|                    | DOBLE PROPOSITO        | 240                        | 270               | 4,0                              |                          |
| PALMAR             | LECHERIA ESPECIALIZADA | 0                          | 0                 | 0,0                              | 750                      |
|                    | LECHERIA TRADICIONAL   | 210                        | 40                | 4,0                              |                          |
|                    | DOBLE PROPOSITO        | 210                        | 90                | 6,0                              |                          |
| PALMAS DEL SOCORRO | LECHERIA ESPECIALIZADA | 260                        | 63                | 12,0                             | 650                      |
|                    | LECHERIA TRADICIONAL   | 260                        | 74                | 6,0                              |                          |
|                    | DOBLE PROPOSITO        | 260                        | 98                | 3,0                              |                          |
| PARAMO             | LECHERIA ESPECIALIZADA | 0                          | 0                 | 0,0                              | 767                      |
|                    | LECHERIA TRADICIONAL   | 210                        | 130               | 6,0                              |                          |
|                    | DOBLE PROPOSITO        | 210                        | 230               | 10,0                             |                          |
| PIEDECUESTA        | LECHERIA ESPECIALIZADA | 240                        | 350               | 15,0                             | 700                      |
|                    | LECHERIA TRADICIONAL   | 240                        | 650               | 7,0                              |                          |
|                    | DOBLE PROPOSITO        | 240                        | 2.550             | 5,0                              |                          |
| PINCHOTE           | LECHERIA ESPECIALIZADA | 180                        | 120               | 12,0                             | 900                      |
|                    | LECHERIA TRADICIONAL   | 0                          | 0                 | 0,0                              |                          |
|                    | DOBLE PROPOSITO        | 180                        | 200               | 5,0                              |                          |
| PUENTE NACIONAL    | LECHERIA ESPECIALIZADA | 240                        | 400               | 15,0                             | 700                      |
|                    | LECHERIA TRADICIONAL   | 210                        | 1.250             | 4,0                              |                          |
|                    | DOBLE PROPOSITO        | 240                        | 2.718             | 8,0                              |                          |
| PUERTO PARRA       | LECHERIA ESPECIALIZADA | 0                          | 0                 | 0                                | 750                      |
|                    | LECHERIA TRADICIONAL   | 210                        | 2.880             | 2,0                              |                          |
|                    | DOBLE PROPOSITO        | 210                        | 5.340             | 4,0                              |                          |

### PRODUCCION Y PRECIO DE LA LECHE 2012

| MUNICIPIO              | TIPO DE EXPLOTACION    | TIEMPO DE LACTANCIA (DIAS) | VACAS PARA ORDEÑO | PRODUCCION POR VACA (LITROS/DIA) | PRECIO PROMEDIO AÑO 2012 |
|------------------------|------------------------|----------------------------|-------------------|----------------------------------|--------------------------|
| RIONEGRO               | LECHERIA ESPECIALIZADA | 180                        | 8.100             | 10,0                             | 625                      |
|                        | LECHERIA TRADICIONAL   | 180                        | 1.600             | 6,0                              |                          |
|                        | DOBLE PROPOSITO        | 180                        | 6.900             | 4,0                              |                          |
| SABANA DE TORRES       | LECHERIA ESPECIALIZADA | 0                          | 0                 | 0,0                              | 850                      |
|                        | LECHERIA TRADICIONAL   | 240                        | 10.169            | 2,5                              |                          |
|                        | DOBLE PROPOSITO        | 240                        | 17.600            | 3,1                              |                          |
| SAN GIL                | LECHERIA ESPECIALIZADA | 0                          | 0                 | 0,0                              | 700                      |
|                        | LECHERIA TRADICIONAL   | 210                        | 270               | 9,0                              |                          |
|                        | DOBLE PROPOSITO        | 210                        | 240               | 4,0                              |                          |
| SAN JOAQUIN            | LECHERIA ESPECIALIZADA | 0                          | 0                 | 0,0                              | 992                      |
|                        | LECHERIA TRADICIONAL   | 180                        | 113               | 6,0                              |                          |
|                        | DOBLE PROPOSITO        | 180                        | 252               | 3,5                              |                          |
| SAN JOSE DE MIRANDA    | LECHERIA ESPECIALIZADA | 0                          | 0                 | 0,0                              | 695                      |
|                        | LECHERIA TRADICIONAL   | 240                        | 50                | 12,0                             |                          |
|                        | DOBLE PROPOSITO        | 240                        | 560               | 7,0                              |                          |
| SAN MIGUEL             | LECHERIA ESPECIALIZADA | 240                        | 40                | 7,0                              | 650                      |
|                        | LECHERIA TRADICIONAL   | 240                        | 200               | 3,0                              |                          |
|                        | DOBLE PROPOSITO        | 240                        | 85                | 5,0                              |                          |
| SAN VICENTE DE CHUCURI | LECHERIA ESPECIALIZADA | 250                        | 260               | 6,0                              | 550                      |
|                        | LECHERIA TRADICIONAL   | 284                        | 12.652            | 5,0                              |                          |
|                        | DOBLE PROPOSITO        | 270                        | 15.930            | 3,0                              |                          |
| SANTA BARBARA          | LECHERIA ESPECIALIZADA | 0                          | 0                 | 0,0                              | 1.000                    |
|                        | LECHERIA TRADICIONAL   | 0                          | 0                 | 0,0                              |                          |
|                        | DOBLE PROPOSITO        | 240                        | 410               | 4,0                              |                          |
| SIMACOTA               | LECHERIA ESPECIALIZADA | 0                          | 0                 | 0,0                              | 683                      |
|                        | LECHERIA TRADICIONAL   | 240                        | 3.200             | 3,8                              |                          |
|                        | DOBLE PROPOSITO        | 210                        | 3.100             | 3,6                              |                          |

**PRODUCCION Y PRECIO DE LA LECHE 2012**

| <b>MUNICIPIO</b>  | <b>TIPO DE EXPLOTACION</b> | <b>TIEMPO DE LACTANCIA (DIAS)</b> | <b>VACAS PARA ORDEÑO</b> | <b>PRODUCCION POR VACA (LITROS/DIA)</b> | <b>PRECIO PROMEDIO AÑO 2012</b> |
|-------------------|----------------------------|-----------------------------------|--------------------------|---|---------------------------------|
| SANTA BARBARA     | LECHERIA ESPECIALIZADA     | 0                                 | 0                        | 0,0                                     | 1.000                           |
|                   | LECHERIA TRADICIONAL       | 0                                 | 0                        | 0,0                                     |                                 |
|                   | DOBLE PROPOSITO            | 240                               | 410                      | 4,0                                     |                                 |
| SIMACOTA          | LECHERIA ESPECIALIZADA     | 0                                 | 0                        | 0,0                                     | 683                             |
|                   | LECHERIA TRADICIONAL       | 240                               | 3.200                    | 3,8                                     |                                 |
|                   | DOBLE PROPOSITO            | 210                               | 3.100                    | 3,6                                     |                                 |
| SOCORRO           | LECHERIA ESPECIALIZADA     | 210                               | 55                       | 14,0                                    | 796                             |
|                   | LECHERIA TRADICIONAL       | 210                               | 2.200                    | 6,0                                     |                                 |
|                   | DOBLE PROPOSITO            | 210                               | 800                      | 5,0                                     |                                 |
| SUAITA            | LECHERIA ESPECIALIZADA     | 210                               | 2.100                    | 6,0                                     | 578                             |
|                   | LECHERIA TRADICIONAL       | 180                               | 3.000                    | 4,0                                     |                                 |
|                   | DOBLE PROPOSITO            | 180                               | 5.000                    | 4,0                                     |                                 |
| SURATA            | LECHERIA ESPECIALIZADA     | 0                                 | 0                        | 0,0                                     | 700                             |
|                   | LECHERIA TRADICIONAL       | 0                                 | 0                        | 0,0                                     |                                 |
|                   | DOBLE PROPOSITO            | 210                               | 2.100                    | 4,0                                     |                                 |
| VALLE DE SAN JOSE | LECHERIA ESPECIALIZADA     | 0                                 | 0                        | 0,0                                     | 750                             |
|                   | LECHERIA TRADICIONAL       | 180                               | 300                      | 5,0                                     |                                 |
|                   | DOBLE PROPOSITO            | 270                               | 500                      | 3,0                                     |                                 |
| VELEZ             | LECHERIA ESPECIALIZADA     | 270                               | 184                      | 10,0                                    | 700                             |
|                   | LECHERIA TRADICIONAL       | 0                                 | 0                        | 0,0                                     |                                 |
|                   | DOBLE PROPOSITO            | 305                               | 6.200                    | 5,0                                     |                                 |
| VETAS             | LECHERIA ESPECIALIZADA     | 0                                 | 0                        | 0,0                                     | 1.200                           |
|                   | LECHERIA TRADICIONAL       | 0                                 | 0                        | 0,0                                     |                                 |
|                   | DOBLE PROPOSITO            | 180                               | 300                      | 3,0                                     |                                 |
| ZAPATOCA          | LECHERIA ESPECIALIZADA     | 0                                 | 0                        | 0,0                                     | 700                             |
|                   | LECHERIA TRADICIONAL       | 350                               | 320                      | 3,0                                     |                                 |
|                   | DOBLE PROPOSITO            | 300                               | 305                      | 7,0                                     |                                 |
| <b>TOTAL</b>      |                            |                                   | <b>302.229,0</b>         | <b>13,6</b>                             | <b>721</b>                      |



## INVENTARIO PORCINO 2012

| MUNICIPIO       | TIPO DE EXPLOTACION | GRANJAS PRODUCTORAS | HEMBRAS PARA REPRODUCCION | PARTOS POR AÑO | LECHONES POR PARTO | TOTAL ANIMALES | CERDOS TRASPATIO |
|-----------------|---------------------|---------------------|---------------------------|----------------|--------------------|----------------|------------------|
| AGUADA          | CRIA                | 13                  | 15                        | 2              | 8                  | 240            | 120              |
|                 | CICLO COMPLETO      |                     |                           |                |                    |                |                  |
| ALBANIA         | CRIA                | 1                   | 15                        | 2              | 10                 | 300            | 220              |
|                 | CICLO COMPLETO      |                     |                           |                |                    |                |                  |
| ARATOCA         | CRIA                | 35                  | 15                        | 2.5            | 8                  | 300            | 80               |
|                 | CICLO COMPLETO      | 35                  | 15                        | 2              | 8                  | 240            |                  |
| BARBOSA         | CRIA                | 6                   | 60                        | 2              | 8                  | 960            | 20               |
|                 | CICLO COMPLETO      | 10                  | 80                        | 2              | 8                  | 1.280          |                  |
| BARRANCABERMEJA | CRIA                |                     |                           |                |                    |                | 89               |
|                 | CICLO COMPLETO      | 69                  | 208                       | 2              | 10                 | 4.160          |                  |
| BOLIVAR         | CRIA                | 50                  | 2                         | 2              | 7                  | 28             | 200              |
|                 | CICLO COMPLETO      | 70                  | 3                         | 2              | 7                  | 42             |                  |
| CABRERA         | CRIA                |                     |                           |                |                    |                | 65               |
|                 | CICLO COMPLETO      |                     |                           |                |                    |                |                  |
| CALIFORNIA      | CRIA                | 2                   | 3                         | 2              | 10                 | 60             |                  |
|                 | CICLO COMPLETO      |                     |                           |                |                    |                |                  |
| CAPITANEJO      | CRIA                | 1                   | 5                         | 2              | 12                 | 120            | 50               |
|                 | CICLO COMPLETO      | 40                  | 120                       | 2              | 8                  | 1.920          |                  |
| CERRITO         | CRIA                | 3                   | 6                         | 2              | 8                  | 96             | 30               |
|                 | CICLO COMPLETO      | 2                   | 3                         | 2              | 8                  | 48             |                  |
| CHARALA         | CRIA                | 23                  | 52                        | 2              | 10                 | 1.040          |                  |
|                 | CICLO COMPLETO      |                     |                           |                |                    |                |                  |
| CHARTA          | CRIA                | 5                   | 10                        | 2              | 10                 | 200            |                  |
|                 | CICLO COMPLETO      |                     |                           |                |                    |                |                  |

## INVENTARIO PORCINO 2012

| MUNICIPIO            | TIPO DE EXPLOTACION | GRANJAS PRODUCTORAS | HEMBRAS PARA REPRODUCCION | PARTOS POR AÑO | LECHONES POR PARTO | TOTAL ANIMALES | CERDOS TRASPATIO |
|----------------------|---------------------|---------------------|---------------------------|----------------|--------------------|----------------|------------------|
| CHIMA                | CRIA                | 10                  | 50                        | 2              | 10                 | 1.000          | 50               |
|                      | CICLO COMPLETO      | 10                  | 30                        | 2              | 8                  | 480            |                  |
| CIMITARRA            | CRIA                | 1                   | 2                         | 2              | 8                  | 32             | 280              |
|                      | CICLO COMPLETO      | 1                   | 6                         | 2              | 10                 | 120            |                  |
| CONCEPCION           | CRIA                | 8                   | 8                         | 2              | 8                  | 128            | 52               |
|                      | CICLO COMPLETO      |                     |                           |                |                    |                |                  |
| CONFINES             | CRIA                | 1                   | 3                         | 2              | 14                 | 84             |                  |
|                      | CICLO COMPLETO      | 1                   | 2                         | 2              | 12                 | 48             |                  |
| CONTRATACION         | CRIA                | 6                   | 4                         | 2              | 8                  | 64             |                  |
|                      | CICLO COMPLETO      | 2                   | 1                         | 2              | 8                  | 16             |                  |
| EL CARMEN DE CHUCURI | CRIA                | 16                  | 60                        | 2              | 9                  | 1.080          | 700              |
|                      | CICLO COMPLETO      | 4                   | 20                        | 2              | 9                  | 360            |                  |
| EL GUACAMAYO         | CRIA                | 5                   | 11                        | 2              | 7                  | 154            |                  |
|                      | CICLO COMPLETO      | 3                   | 3                         | 2              | 7                  | 42             |                  |
| EL PEÑON             | CRIA                |                     |                           |                |                    |                | 345              |
|                      | CICLO COMPLETO      |                     |                           |                |                    |                |                  |
| EL PLAYON            | CRIA                | 5                   | 40                        | 2              | 8                  | 640            |                  |
|                      | CICLO COMPLETO      | 2                   | 20                        | 2              | 8                  | 320            |                  |
| ENCINO               | CRIA                | 23                  | 26                        | 2              | 6                  | 312            |                  |
|                      | CICLO COMPLETO      | 15                  | 18                        | 2              | 6                  | 216            |                  |
| ENCISO               | CRIA                | 10                  | 24                        | 2              | 8                  | 384            | 128              |
|                      | CICLO COMPLETO      |                     |                           |                |                    |                |                  |
| FLORIAN              | CRIA                | 12                  | 14                        | 2              | 12                 | 336            | 325              |
|                      | CICLO COMPLETO      | 12                  | 14                        | 2              | 12                 | 336            |                  |
| FLORIDABLANCA        | CRIA                | 3                   | 40                        | 3              | 10                 | 1.200          |                  |
|                      | CICLO COMPLETO      | 10                  | 100                       | 3              | 10                 | 3.000          |                  |

## INVENTARIO PORCINO 2012

| MUNICIPIO  | TIPO DE EXPLOTACION | GRANJAS PRODUCTORAS | HEMBRAS PARA REPRODUCCION | PARTOS POR AÑO | LECHONES POR PARTO | TOTAL ANIMALES | CERDOS TRASPATIO |
|------------|---------------------|---------------------|---------------------------|----------------|--------------------|----------------|------------------|
| GALAN      | CRIA                |                     |                           |                |                    |                | 220              |
|            | CICLO COMPLETO      |                     |                           |                |                    |                |                  |
| GAMBITA    | CRIA                | 40                  | 50                        | 2              | 10                 | 1.000          | 25               |
|            | CICLO COMPLETO      |                     |                           |                |                    |                |                  |
| GIRON      | CRIA                | 10                  | 100                       | 2              | 10                 | 2.000          |                  |
|            | CICLO COMPLETO      | 4                   | 50                        | 3              | 10                 | 1.500          |                  |
| GUACA      | CRIA                |                     |                           |                |                    |                | 350              |
|            | CICLO COMPLETO      |                     |                           |                |                    |                |                  |
| GUADALUPE  | CRIA                | 6                   | 12                        | 2,5            | 11                 | 330            | 200              |
|            | CICLO COMPLETO      |                     |                           |                |                    |                |                  |
| GUAPOTA    | CRIA                | 5                   | 4                         | 2              | 8                  | 64             | 18               |
|            | CICLO COMPLETO      | 5                   | 2                         | 2              | 8                  | 32             |                  |
| GUEPSA     | CRIA                |                     |                           |                |                    |                | 10               |
|            | CICLO COMPLETO      | 1                   | 13                        | 3              | 8                  | 312            |                  |
| HATO       | CRIA                | 10                  | 7                         | 2              | 8                  | 112            | 144              |
|            | CICLO COMPLETO      | 10                  | 7                         | 2              | 8                  | 112            |                  |
| JORDAN     | CRIA                |                     |                           |                |                    |                | 200              |
|            | CICLO COMPLETO      |                     |                           |                |                    |                |                  |
| LA BELLEZA | CRIA                | 30                  | 115                       | 3              | 6                  | 2.070          | 73               |
|            | CICLO COMPLETO      | 20                  | 78                        | 2              | 6                  | 936            |                  |
| LEBRIJA    | CRIA                | 8                   | 150                       | 2              | 10                 | 3.000          | 1.600            |
|            | CICLO COMPLETO      | 4                   | 50                        | 2              | 10                 | 1.000          |                  |
| MACARAVITA | CRIA                |                     |                           |                |                    |                | 15               |
|            | CICLO COMPLETO      | 4                   | 5                         | 2              | 10                 | 100            |                  |
| MALAGA     | CRIA                | 6                   | 20                        | 2              | 10                 | 400            |                  |
|            | CICLO COMPLETO      |                     |                           |                |                    |                |                  |

## INVENTARIO PORCINO 2012

| MUNICIPIO    | TIPO DE EXPLOTACION | GRANJAS PRODUCTORAS | HEMBRAS PARA REPRODUCCION | PARTOS POR AÑO | LECHONES POR PARTO | TOTAL ANIMALES | CERDOS TRASPATIO |
|--------------|---------------------|---------------------|---------------------------|----------------|--------------------|----------------|------------------|
| MATANZA      | CRIA                | 1                   | 4                         | 2              | 10                 | 80             | 23               |
|              | CICLO COMPLETO      | 2                   | 3                         | 2              | 10                 | 60             |                  |
| MOGOTES      | CRIA                | 50                  | 50                        | 2,3            | 10                 | 1.150          | 12               |
|              | CICLO COMPLETO      | 2                   | 12                        | 2,3            | 10                 | 276            |                  |
| OCAMONTE     | CRIA                | 4                   | 20                        | 2              | 8                  | 320            |                  |
|              | CICLO COMPLETO      |                     |                           |                |                    |                |                  |
| OIBA         | CRIA                | 20                  | 100                       | 2              | 8                  | 1.600          | 60               |
|              | CICLO COMPLETO      | 10                  | 60                        | 2              | 7                  | 840            |                  |
| ONZAGA       | CRIA                | 44                  | 75                        | 2              | 10                 | 1.500          | 960              |
|              | CICLO COMPLETO      | 44                  | 75                        | 2              | 10                 | 1.500          |                  |
| PALMAR       | CRIA                | 1                   | 4                         | 2              | 10                 | 80             |                  |
|              | CICLO COMPLETO      | 2                   | 10                        | 2              | 10                 | 200            |                  |
| PIEDECUESTA  | CRIA                |                     |                           |                |                    |                | 16.864           |
|              | CICLO COMPLETO      | 130                 | 1.776                     | 1,75           | 6                  | 18.648         |                  |
| PINCHOTE     | CRIA                |                     |                           |                |                    |                | 30               |
|              | CICLO COMPLETO      |                     |                           |                |                    |                |                  |
| PUERTO PARRA | CRIA                | 65                  | 80                        | 2              | 8                  | 1.280          | 135              |
|              | CICLO COMPLETO      |                     |                           |                |                    |                |                  |
| RIONEGRO     | CRIA                | 83                  | 672                       | 2,5            | 10                 | 16.800         | 600              |
|              | CICLO COMPLETO      | 60                  | 350                       | 2              | 11                 | 7.700          |                  |
| SAN ANDRES   | CRIA                | 22                  | 69                        | 2              | 12                 | 1.656          | 180              |
|              | CICLO COMPLETO      | 18                  | 40                        | 3              | 6                  | 720            |                  |
| SAN BENITO   | CRIA                | 4                   | 10                        | 2              | 9                  | 180            | 50               |
|              | CICLO COMPLETO      | 2                   | 4                         | 2              | 9                  | 72             |                  |
| SAN GIL      | CRIA                |                     |                           |                |                    |                |                  |
|              | CICLO COMPLETO      | 4                   | 20                        | 1              | 7                  | 140            |                  |

## INVENTARIO PORCINO 2012

| MUNICIPIO           | TIPO DE EXPLOTACION | GRANJAS PRODUCTORAS | HEMBRAS PARA REPRODUCCION | PARTOS POR AÑO | LECHONES POR PARTO | TOTAL ANIMALES | CERDOS TRASPATIO |
|---------------------|---------------------|---------------------|---------------------------|----------------|--------------------|----------------|------------------|
| SAN JOAQUIN         | CRIA                | 30                  | 30                        | 2              | 9                  | 540            |                  |
|                     | CICLO COMPLETO      |                     |                           |                |                    |                |                  |
| SAN JOSE DE MIRANDA | CRIA                | 10                  | 20                        | 2              | 8                  | 320            |                  |
|                     | CICLO COMPLETO      |                     |                           |                |                    |                |                  |
| SAN MIGUEL          | CRIA                |                     |                           |                |                    |                | 200              |
|                     | CICLO COMPLETO      |                     |                           |                |                    |                |                  |
| SANTA BARBARA       | CRIA                | 25                  | 14                        | 2              | 9                  | 252            |                  |
|                     | CICLO COMPLETO      | 25                  | 14                        | 2              | 9                  | 252            | 35               |
| SIMACOTA            | CRIA                | 7                   | 14                        | 2              | 10                 | 280            |                  |
|                     | CICLO COMPLETO      | 2                   | 10                        | 2              | 10                 | 200            |                  |
| SOCORRO             | CRIA                | 2                   | 15                        | 2              | 10                 | 300            |                  |
|                     | CICLO COMPLETO      | 2                   | 10                        | 2              | 9                  | 180            |                  |
| SUAITA              | CRIA                | 24                  | 80                        | 2              | 5                  | 800            |                  |
|                     | CICLO COMPLETO      | 24                  | 40                        | 2              | 6                  | 480            | 300              |
| SURATA              | CRIA                |                     |                           |                |                    |                |                  |
|                     | CICLO COMPLETO      |                     |                           |                |                    |                | 450              |
| VALLE DE SAN JOSE   | CRIA                | 8                   | 20                        | 2              | 10                 | 400            |                  |
|                     | CICLO COMPLETO      |                     |                           |                |                    |                |                  |
| VELEZ               | CRIA                | 4                   | 6                         | 2              | 8                  | 96             |                  |
|                     | CICLO COMPLETO      | 5                   | 18                        | 2              | 9                  | 324            | 120              |
| VETAS               | CRIA                |                     |                           |                |                    |                |                  |
|                     | CICLO COMPLETO      |                     |                           |                |                    |                | 25               |
| ZAPATOCA            | CRIA                | 14                  | 35                        | 2              | 7                  | 490            |                  |
|                     | CICLO COMPLETO      | 5                   | 14                        | 2              | 10                 | 280            |                  |
| <b>TOTAL</b>        |                     | 1.443               | 5.545                     | 2              | 12                 | 94.350         | 25.653           |

## LEVANTE Y CEBA PORCINOS 2012

| MUNICIPIO            | GRANJAS PRODUCTORAS | CICLOS POR AÑO | CERDOS POR CICLO | TOTAL ANIMALES |
|----------------------|---------------------|----------------|------------------|----------------|
| AGUADA               | 33                  | 3              | 48               | 144            |
| ARATOCA              | 65                  | 3              | 500              | 1500           |
| BARBOSA              | 14                  | 3              | 40               | 120            |
| BARRANCABERMEJA      | 26                  | 2              | 856              | 1712           |
| BOLIVAR              | 100                 | 2              | 15               | 30             |
| CERRITO              | 1                   | 2              | 6                | 12             |
| CHARTA               | 5                   | 1              | 200              | 200            |
| CHIMA                | 10                  | 2              | 10               | 20             |
| CIMITARRA            | 36                  | 1,3            | 396              | 515            |
| CONCEPCION           | 7                   | 2              | 21               | 42             |
| CONFINES             | 2                   | 3              | 16               | 48             |
| CONTRATACION         | 28                  | 1              | 5                | 5              |
| EL CARMEN DE CHUCURI | 8                   | 2              | 20               | 40             |
| EL GUACAMAYO         | 4                   | 2              | 4                | 8              |
| EL PLAYON            | 10                  | 2              | 200              | 400            |
| ENCINO               | 30                  | 1,5            | 40               | 60             |
| FLORIDABLANCA        | 34                  | 2              | 140              | 280            |
| GIRON                | 4                   | 2              | 1.600            | 3.200          |
| GUAPOTA              | 3                   | 2              | 25               | 50             |
| GUEPSA               | 20                  | 2              | 5                | 10             |
| HATO                 | 7                   | 2              | 16               | 32             |
| LA BELLEZA           | 30                  | 2              | 4                | 8              |
| LEBRIJA              | 4                   | 2              | 2.100            | 4.200          |
| LOS SANTOS           | 11                  | 2              | 10               | 20             |
| MACARAVITA           | 5                   | 3              | 60               | 180            |
| MALAGA               | 8                   | 2              | 320              | 640            |

## LEVANTE Y CEBA PORCINOS 2012

| MUNICIPIO           | GRANJAS PRODUCTORAS | CICLOS POR AÑO | CERDOS POR CICLO | TOTAL ANIMALES |
|---------------------|---------------------|----------------|------------------|----------------|
| MATANZA             | 13                  | 1,7            | 154              | 262            |
| MOGOTES             | 40                  | 2              | 5                | 10             |
| OCAMONTE            | 8                   | 3              | 40               | 120            |
| OIBA                | 20                  | 2              | 30               | 60             |
| ONZAGA              | 8                   | 2              | 750              | 1.500          |
| PALMAR              | 25                  | 2              | 2                | 4              |
| PIEDRECUESTA        | 14                  | 2              | 500              | 1.000          |
| PUERTO PARRA        | 30                  | 2              | 4                | 8              |
| RIONEGRO            | 77                  | 2              | 50               | 100            |
| SAN ANDRES          | 15                  | 2              | 30               | 60             |
| SAN BENITO          | 10                  | 1              | 3                | 3              |
| SAN GIL             | 4                   | 2              | 5                | 10             |
| SAN JOAQUIN         | 200                 | 1              | 3                | 3              |
| SAN JOSE DE MIRANDA | 8                   | 2              | 120              | 240            |
| SANTA BARBARA       | 25                  | 2              | 28               | 56             |
| SIMACOTA            | 5                   | 2              | 25               | 50             |
| SUAITA              | 23                  | 2              | 80               | 160            |
| VALLE DE SAN JOSE   | 10                  | 3              | 120              | 360            |
| VELEZ               | 6                   | 2              | 60               | 120            |
| ZAPATOCA            | 6                   | 2              | 18               | 36             |
| <b>TOTAL</b>        | 1.052               | 2              | 8.684            | 17.638         |





## INVENTARIO PRODUCCION AVICOLA 2012

| MUNICIPIO     | POSTURA GRANJAS PRODUCTORAS | POSTURA CICLOS DE PRODUCCION AL AÑO | POSTURA GRANJA EN UN (1) CICLO | POSTURA INVENTARIO ANUAL | ENGORDE GRANJAS PRODUCTORAS | ENGORDE CICLOS DE PRODUCCION AL AÑO | ENGORDE GRANJA EN UN (1) CICLO | ENGORDE INVENTARIO ANUAL | INVENTARIO MUNICIPAL DE AVES DE TRASPATIO |
|---------------|-----------------------------|-------------------------------------|--------------------------------|--------------------------|-----------------------------|-------------------------------------|--------------------------------|--------------------------|---|
| EL PLAYON     | 10                          | 1                                   | 3.000                          | 30.000                   | 6                           | 4                                   | 10.000                         | 240.000                  | 12.000                                    |
| ENCINO        |                             |                                     |                                |                          |                             |                                     |                                |                          | 9.926                                     |
| ENCISO        | 1                           | 1                                   | 8.000                          | 8.000                    | 2                           | 4                                   | 300                            | 2.400                    | 2.500                                     |
| FLORIAN       | 3                           | 2                                   | 1.200                          | 7.200                    | 25                          | 5                                   | 30                             | 3.750                    | 17.000                                    |
| FLORIDABLANCA | 47                          | 5                                   | 22.000                         | 5.170.000                | 18                          | 1                                   | 25.000                         | 450.000                  | 15.000                                    |
| GALAN         | 2                           | 5                                   | 1.000                          | 10.000                   |                             |                                     |                                |                          | 6.000                                     |
| GAMBITA       |                             |                                     |                                |                          |                             |                                     |                                |                          | 3.500                                     |
| GUACA         |                             |                                     |                                |                          |                             |                                     |                                |                          | 10.000                                    |
| GUADALUPE     | 2                           | 1                                   | 2.200                          | 4.400                    | 1                           | 5                                   | 6.000                          | 3.000                    | 1.400                                     |
| GUAPOTA       |                             |                                     |                                |                          | 2                           | 4                                   | 7.000                          | 56.000                   | 4.000                                     |
| GUEPSA        | 3                           | 1                                   | 1.000                          | 15.000                   | 3                           | 1                                   | 2.000                          | 6.000                    | 5.500                                     |
| HATO          |                             |                                     |                                |                          | 12                          | 4                                   | 30                             | 1.440                    | 1.200                                     |
| JORDAN        |                             |                                     |                                |                          |                             |                                     |                                |                          | 2.000                                     |
| LA BELLEZA    |                             |                                     |                                |                          |                             |                                     |                                |                          | 11.800                                    |
| LANDAZURI     | 20                          | 4                                   | 150                            | 12.000                   | 30                          | 2                                   | 400                            | 24.000                   | 5.000                                     |
| LEBRIJA       | 180                         | 6                                   | 25.000                         | 27.000.000               | 70                          | 1                                   | 35.000                         | 2.450.000                | 18.000                                    |
| LOS SANTOS    | 7                           | 1                                   | 63.800                         | 446.600                  | 47                          | 6                                   | 1.616.130                      | 45.574.866               | 3.200                                     |
| MACARAVITA    |                             |                                     |                                |                          |                             |                                     |                                |                          | 7.600                                     |
| MALAGA        | 3                           | 1                                   | 5.000                          | 15.000                   | 3                           | 3                                   | 2.500                          | 22.500                   | 6.000                                     |
| MATANZA       | 26                          | 288                                 | 43                             | 321.984                  | 6                           | 5                                   | 33                             | 990                      | 330                                       |
| MOGOTES       | 8                           | 1                                   | 12.000                         | 9.600                    | 8                           | 8                                   | 1.000                          | 64.000                   | 15.000                                    |
| MOLAGAVITA    |                             |                                     |                                |                          | 1                           | 1                                   | 1.800                          | 1.800                    | 1.000                                     |
| OCAMONTE      | 4                           | 6                                   | 2.000                          | 48.000                   | 3                           | 1                                   | 2.500                          | 7.500                    | 1.600                                     |
| OIBA          | 1                           | 1                                   | 130.000                        | 130.000                  |                             |                                     |                                |                          | 6.000                                     |
| ONZAGA        | 2                           | 3                                   | 800                            | 4.800                    |                             |                                     |                                |                          | 5.000                                     |

## INVENTARIO PRODUCCION AVICOLA 2012

| MUNICIPIO           | POSTURA GRANJAS PRODUCTORAS | POSTURA CICLOS DE PRODUCCION AL AÑO | POSTURA GRANJA EN UN (1) CICLO | POSTURA INVENTARIO ANUAL | ENGORDE GRANJAS PRODUCTORAS | ENGORDE CICLOS DE PRODUCCION AL AÑO | ENGORDE GRANJA EN UN (1) CICLO | ENGORDE INVENTARIO ANUAL | INVENTARIO MUNICIPAL DE AVES DE TRASPATIO |
|---------------------|-----------------------------|-------------------------------------|--------------------------------|--------------------------|-----------------------------|-------------------------------------|--------------------------------|--------------------------|---|
| PALMAR              | 1                           | 6                                   | 10.000                         | 60.000                   | 1                           | 1                                   | 900                            | 900                      | 2.600                                     |
| PALMAS DEL SOCORRO  | 6                           | 1                                   | 250                            | 1.500                    | 5                           | 1                                   | 300                            | 1.500                    | 650                                       |
| PARAMO              | 1                           | 5                                   | 10.000                         | 50.000                   | 1                           | 1                                   | 150.000                        | 150.000                  | 7.000                                     |
| PIEDRECUESTA        | 350                         | 5                                   | 6.000                          | 10.500.000               | 30                          | 1                                   | 100.000                        | 3.000.000                | 5.000                                     |
| PINCHOTE            | 8                           | 1                                   | 1.200                          | 9.600                    | 5                           | 6                                   | 69.800                         | 2.094.000                | 11.300                                    |
| PUERTO PARRA        |                             |                                     |                                |                          |                             |                                     |                                |                          | 2.400                                     |
| PUERTO WILCHES      |                             |                                     |                                |                          |                             |                                     |                                |                          | 2.500                                     |
| RIONEGRO            | 10                          | 1                                   | 6.000                          | 6.000                    | 10                          | 6                                   | 150                            | 9.000                    | 6.500                                     |
| SANBANA DE TORRES   |                             |                                     |                                |                          | 11                          | 6                                   | 110.681                        | 7.304.946                | 12.000                                    |
| SAN ANDRES          | 1                           | 1                                   | 1.500                          | 1.500                    |                             |                                     |                                |                          | 30.000                                    |
| SAN BENITO          |                             |                                     |                                |                          |                             |                                     |                                |                          | 16.000                                    |
| SAN GIL             | 5                           | 6                                   | 15.000                         | 450.000                  | 10                          | 1                                   | 1.200                          | 12.000                   | 41.000                                    |
| SAN JOAQUIN         | 4                           | 1                                   | 200                            | 800                      |                             |                                     |                                |                          | 4.200                                     |
| SAN JOSE DE MIRANDA |                             |                                     |                                |                          |                             |                                     |                                |                          | 12.000                                    |
| SAN MIGUEL          |                             |                                     |                                |                          |                             |                                     |                                |                          | 3.500                                     |
| SANTA BARBARA       | 2                           | 1                                   | 20.000                         | 40.000                   |                             |                                     |                                |                          | 7.000                                     |
| SIMACOTA            |                             |                                     |                                |                          |                             |                                     |                                |                          | 36.000                                    |
| SOCORRO             | 5                           | 1                                   | 42.000                         | 210.000                  | 12                          | 6                                   | 30.000                         | 2.160.000                | 35.000                                    |
| SUAITA              | 1                           | 1                                   | 1.000                          | 1.000                    | 3                           | 5                                   | 2.000                          | 30.000                   | 5.500                                     |
| SURATA              |                             |                                     |                                |                          | 5                           | 1                                   | 100                            | 500                      | 10.000                                    |
| VALLE DE SAN JOSE   | 1                           | 5                                   | 10.000                         | 50.000                   | 1                           | 1                                   | 150.000                        | 150.000                  | 7.000                                     |
| VELEZ               |                             |                                     |                                |                          |                             |                                     |                                |                          | 21.200                                    |
| VETAS               |                             |                                     |                                |                          |                             |                                     |                                |                          | 500                                       |
| ZAPATOCA            | 4                           | 1                                   | 60.000                         | 240.000                  | 4                           | 6                                   | 15.000                         | 360.000                  | 1.890                                     |
| <b>TOTAL</b>        | <b>1490</b>                 |                                     | <b>562,543</b>                 | <b>46,171,484</b>        | <b>966</b>                  |                                     | <b>2,828,870</b>               | <b>88,282,550</b>        | <b>10,940,522</b>                         |

## INVENTARIO DE LA ACTIVIDAD APICOLA DEL AÑO 2012

| MUNICIPIO            | GRANJAS PRODUCTORAS | NUMERO DE COLMENAS | CICLOS DE PRODUCCION AL AÑO | PRODUCCION PROMEDIO POR COLMENA EN CADA CICLO (LITROS) | PRODUCCION ESTIMADA DE MIEL (LITROS) |
|----------------------|---------------------|--------------------|-----------------------------|--|--------------------------------------|
| ARATOCA              | 7                   | 125                | 2                           | 25   | 6.250                                |
| BARBOSA              | 1                   | 30                 | 2                           | 40   | 2.400                                |
| BARICHARA            | 3                   | 25                 | 3                           | 5  | 375                                  |
| BARRANCABERMEJA      | 5                   | 26                 | 2                           | 13   | 676                                  |
| BOLIVAR              | 5                   | 40                 | 1                           | 20   | 800                                  |
| BUCARAMANGA          | 1                   | 40                 | 2                           | 30   | 2.400                                |
| CALIFORNIA           | 1                   | 4                  | 2                           | 20   | 160                                  |
| CEPITA               | 5                   | 45                 | 2                           | 25   | 2.250                                |
| CERRITO              | 3                   | 30                 | 2                           | 82   | 1.320                                |
| CHARALA              | 18                  | 270                | 3                           | 30   | 24.300                               |
| CHIMA                | 2                   | 16                 | 1                           | 8  | 128                                  |
| CHIPATA              | 2                   | 15                 | 1                           | 6  | 90                                   |
| CONCEPCION           | 25                  | 193                | 1                           | 20   | 3.860                                |
| CONFINES             | 48                  | 1.200              | 1                           | 22   | 26.400                               |
| CONTRATACION         | 15                  | 60                 | 1                           | 20   | 1.200                                |
| COROMORO             | 10                  | 800                | 2                           | 10   | 16.000                               |
| EL CARMEN DE CHUCURI | 23                  | 70                 | 4                           | 30   | 8.400                                |
| EL PLAYON            | 7                   | 130                | 2                           | 20   | 5.200                                |
| ENCINO               | 7                   | 156                | 1                           | 16   | 2.496                                |
| FLORIAN              | 3                   | 30                 | 3                           | 13   | 1.170                                |
| FLORIDABLANCA        | 1                   | 30                 | 2                           | 15   | 900                                  |
| GUACA                | 7                   | 20                 | 1                           | 16   | 320                                  |
| GUADALUPE            | 10                  | 110                | 2                           | 12   | 2.640                                |
| GUAPOTA              | 10                  | 10                 | 1                           | 12   | 120                                  |

## INVENTARIO DE LA ACTIVIDAD APICOLA DEL AÑO 2012

| MUNICIPIO             | GRANJAS PRODUCTORAS | NUMERO DE COLMENAS | CICLOS DE PRODUCCION AL AÑO | PRODUCCION PROMEDIO POR COLMENA EN CADA CICLO (LITROS) | PRODUCCION ESTIMADA DE MIEL (LITROS) |
|-----------------------|---------------------|--------------------|-----------------------------|--|--------------------------------------|
| GUAVATA               | 3                   | 50                 | 2                           | 30   | 3.000                                |
| HATO                  | 12                  | 212                | 2                           | 24   | 10.176                               |
| JESUS MARIA           | 2                   | 10                 | 1                           | 35   | 350                                  |
| LA BELLEZA            | 2                   | 5                  | 1                           | 2  | 150                                  |
| LEBRIJA               | 50                  | 230                | 2                           | 15   | 6.900                                |
| MACARAVITA            | 5                   | 47                 | 2                           | 5  | 1.128                                |
| MATANZA               | 1                   | 2                  | 2                           | 45   | 180                                  |
| MOGOTES               | 4                   | 250                | 2                           | 40   | 20.000                               |
| OCAMONTE              | 10                  | 180                | 2                           | 25   | 9.000                                |
| OIBA                  | 70                  | 400                | 1                           | 28   | 11.200                               |
| ONZAGA                | 10                  | 100                | 4                           | 7  | 2.800                                |
| PALMAR                | 2                   | 30                 | 2                           | 16   | 960                                  |
| PALMAS DEL SOCORRO    | 8                   | 400                | 2                           | 10   | 8.000                                |
| PARAMO                | 5                   | 80                 | 2                           | 12   | 1.920                                |
| RIONEGRO              | 45                  | 90                 | 3                           | 20   | 5.400                                |
| SAN VICENTE DE CHUCUR | 16                  | 138                | 2                           | 2  | 552                                  |
| SAN GIL               | 20                  | 200                | 1                           | 20   | 4.000                                |
| SAN JOAQUIN           | 9                   | 120                | 1                           | 50   | 6.000                                |
| SANTA BARBARA         | 37                  | 145                | 1                           | 25   | 3.625                                |
| SIMACOTA              | 5                   | 10                 | 2                           | 20   | 400                                  |
| SOCORRO               | 20                  | 750                | 3                           | 13   | 29.250                               |
| SURATA                | 12                  | 48                 | 1                           | 30   | 14.400                               |
| VALLE DE SAN JOSE     | 7                   | 250                | 2                           | 12   | 6.000                                |
| VETAS                 | 5                   | 10                 | 2                           | 20   | 400                                  |
| ZAPATOCA              | 5                   | 80                 | 2                           | 15   | 2.400                                |
| <b>TOTAL</b>          | <b>584</b>          | <b>7.612</b>       | <b>2</b>                    | <b>21</b>  | <b>258.046</b>                       |

### INVENTARIO PISCICOLA DEL 2012

| MUNICIPIO       | ESPECIE       | GRANJAS PRODUCTORAS | ESTANQUES EN USO | ESTANQUES DESOCUPADOS | AREA PROMEDIO POR ESTANQUE (m2) | AREA ESTIMADA ESPEJO DE AGUA (m2) | ANIMALES SEMBRADOS | ANIMALES COSECHADOS | PESO PROMEDIO POR ANIMAL AL COSECHAR(g) | PRODUCCION ESTIMADA (kg) | PRECIO AL PRODUCTOR (\$/kg) |
|-----------------|---------------|---------------------|------------------|-----------------------|---------------------------------|-----------------------------------|--------------------|---------------------|---|--------------------------|-----------------------------|
| ALBANIA         | MOJARRA ROJA  |                     |                  |                       |                                 |                                   | 15.000             | 12.000              | 200                                     | 24.000                   | 6.000                       |
| ARATOCA         | CACHAMA       | 75                  | 110              | 22                    | 18                              | 1.980                             | 4.000              | 3.800               | 500                                     | 1.900                    | 7.500                       |
|                 | MOJARRA ROJA  |                     |                  |                       |                                 |                                   | 5.900              | 5.500               | 500                                     | 2.750                    | 7.500                       |
| BARBOSA         | CACHAMA       | 60                  | 140              | 20                    | 225                             | 31.500                            | 70.000             | 58.000              | 500                                     | 29.000                   | 6.000                       |
|                 | BOCACHICO     |                     |                  |                       |                                 |                                   | 2.000              | 1.800               | 500                                     | 900                      | 7.000                       |
|                 | MOJARRA NEGRA |                     |                  |                       |                                 |                                   | 8.000              | 7.200               | 500                                     | 3.600                    | 6.800                       |
|                 | CARPA         |                     |                  |                       |                                 |                                   | 20.000             | 16.000              | 500                                     | 8.000                    | 6.000                       |
|                 | MOJARRA ROJA  |                     |                  |                       |                                 |                                   | 150.000            | 120.000             | 500                                     | 60.000                   | 6.000                       |
| BARICHARA       | CACHAMA       | 375                 | 383              | 4                     | 85                              | 32.555                            | 104.490            | 102.745             | 580                                     | 59.592                   | 7.200                       |
|                 | MOJARRA ROJA  |                     |                  |                       |                                 |                                   | 24.030             | 23.218              | 600                                     | 13.931                   | 6.700                       |
| BARRANCABERMEJA | CACHAMA       | 125                 | 380              | 50                    | 300                             | 114.000                           | 380.000            | 304.000             | 450                                     | 136.800                  | 6.500                       |
|                 | BOCACHICO     |                     |                  |                       |                                 |                                   | 15.000             | 12.000              | 450                                     | 5.400                    | 5.000                       |
|                 | DORADA        |                     |                  |                       |                                 |                                   | 15.000             | 12.000              | 750                                     | 9.000                    | 8.000                       |
|                 | MOJARRA ROJA  |                     |                  |                       |                                 |                                   | 15.000             | 12.000              | 450                                     | 5.400                    | 8.000                       |
| BETULIA         | CACHAMA       | 50                  | 140              | 100                   | 650                             | 91.000                            | 60.000             | 55.000              | 400                                     | 22.000                   | 6.500                       |
|                 | MOJARRA ROJA  |                     |                  |                       |                                 |                                   | 55.000             | 50.000              | 400                                     | 20.000                   | 6.500                       |
| BOLIVAR         | CACHAMA       | 55                  | 150              | 10                    | 120                             | 18.000                            | 16.000             | 15.000              | 500                                     | 9.000                    | 8.000                       |
|                 | BOCACHICO     |                     |                  |                       |                                 |                                   | 500                | 450                 | 500                                     | 225                      |                             |
|                 | MOJARRA NEGRA |                     |                  |                       |                                 |                                   | 5.000              | 4.500               | 550                                     | 2.475                    |                             |
|                 | MOJARRA ROJA  |                     |                  |                       |                                 |                                   | 30.000             | 25.000              | 550                                     | 13.750                   | 8.000                       |

### INVENTARIO PISCICOLA DEL 2012

| MUNICIPIO  | ESPECIE       | GRANJAS PRODUCTORAS | ESTANQUES EN USO | ESTANQUES DESOCUPADOS | AREA PROMEDIO POR ESTANQUE (m2) | AREA ESTIMADA ESPEJO DE AGUA (m2) | ANIMALES SEMBRADOS | ANIMALES COSECHADOS | PESO PROMEDIO POR ANIMAL AL COSECHAR(g) | PRODUCCION ESTIMADA (kg) | PRECIO AL PRODUCTOR (\$/kg) |
|------------|---------------|---------------------|------------------|-----------------------|---------------------------------|-----------------------------------|--------------------|---------------------|---|--------------------------|-----------------------------|
| CABRERA    | CACHAMA       | 5                   | 1                | 0                     | 130                             | 130                               | 700                | 600                 | 500                                     | 300                      | 8.000                       |
| CALIFORNIA | TRUCHA        | 3                   | 5                | 2                     | 12                              | 60                                | 3.000              | 2.600               | 250                                     | 650                      | 12.000                      |
| CAPITANEJO | CACHAMA       | 10                  | 15               | 3                     | 350                             | 5.250                             | 5.000              | 4.500               | 550                                     | 4.050                    | 10.000                      |
|            | MOJARRA ROJA  |                     |                  |                       |                                 |                                   | 7.000              | 6.000               | 250                                     | 1.500                    | 10.000                      |
| CEPITA     | MOJARRA ROJA  | 18                  | 3                | 18                    | 70                              | 1.050                             | 6.000              | 6.000               | 1.000                                   | 600                      | 7.000                       |
| CERRITO    | TRUCHA        | 5                   | 12               | 15                    | 16                              | 192                               | 18.000             | 17.000              | 250                                     | 4.250                    | 11.000                      |
| CHARALA    | MOJARRA ROJA  | 13                  | 34               | 73                    | 72                              | 2.448                             | 18.000             | 16.500              | 500                                     | 8.250                    | 7.000                       |
| CHIMA      | CACHAMA       | 10                  | 10               | 2                     | 150                             | 1.500                             | 20.000             | 15.000              | 500                                     | 7.500                    | 3.000                       |
| CIMITARRA  | BOCACHICO     | 300                 | 400              | 1.400                 | 250                             | 100.000                           | 4.000              | 4.000               | 700                                     | 3.500                    | 10.000                      |
|            | CACHAMA       |                     |                  |                       |                                 |                                   | 200.000            | 150.000             | 500                                     | 75.000                   | 5.500                       |
|            | CARPA         |                     |                  |                       |                                 |                                   | 3.000              | 2.000               | 650                                     | 1.300                    | 6.000                       |
|            | YAMU          |                     |                  |                       |                                 |                                   | 2.000              | 1.000               | 500                                     | 500                      | 6.500                       |
|            | DORADA        |                     |                  |                       |                                 |                                   | 3.000              | 2.000               | 500                                     | 1.000                    | 8.000                       |
|            | MOJARRA ROJA  |                     |                  |                       |                                 |                                   | 30.000             | 10.000              | 400                                     | 4.000                    | 6.000                       |
|            | TILAPIA NEGRA |                     |                  |                       |                                 |                                   | 5.000              | 2.000               | 500                                     | 1.000                    | 6.000                       |
| CONFINES   | MOJARRA ROJA  | 10                  | 165              | 0                     | 200                             | 33.000                            | 153.000            | 122.400             | 500                                     | 61.200                   | 4.500                       |
|            | CACHAMA       |                     |                  |                       |                                 |                                   | 47.250             | 37.800              | 500                                     | 18.900                   | 4.000                       |

### INVENTARIO PISCICOLA DEL 2012

| MUNICIPIO            | ESPECIE       | GRANJAS PRODUCTORAS | ESTANQUES EN USO | ESTANQUES DESOCUPADOS | AREA PROMEDIO POR ESTANQUE (m2) | AREA ESTIMADA ESPEJO DE AGUA (m2) | ANIMALES SEMBRADOS | ANIMALES COSECHADOS | PESO PROMEDIO POR ANIMAL AL COSECHAR(g) | PRODUCCION ESTIMADA (kg) | PRECIO AL PRODUCTOR (\$/kg) |
|----------------------|---------------|---------------------|------------------|-----------------------|---------------------------------|-----------------------------------|--------------------|---------------------|---|--------------------------|-----------------------------|
| CONTRATACION         | CACHAMA       | 125                 | 70               | 55                    | 80                              | 5.600                             | 16.000             | 15.000              | 750                                     | 11.250                   | 7.000                       |
|                      | MOJARRA ROJA  |                     |                  |                       |                                 |                                   | 9.000              | 8.500               | 500                                     | 4.250                    | 7.000                       |
| EL CARMEN DE CHUCURI | BOCACHICO     | 130                 | 320              | 30                    | 380                             | 121.600                           | 1.200              | 700                 | 500                                     | 350                      | 5.800                       |
|                      | MOJARRA ROJA  |                     |                  |                       |                                 |                                   | 5.000              | 4.000               | 400                                     | 1.600                    | 6.200                       |
|                      | CACHAMA       |                     |                  |                       |                                 |                                   | 156.000            | 123.600             | 500                                     | 61.800                   | 5.800                       |
|                      | TILAPIA NEGRA |                     |                  |                       |                                 |                                   | 300                | 220                 | 400                                     | 88                       | 5.000                       |
| EL GUACAMAYO         | CACHAMA       | 70                  | 65               | 5                     | 36                              | 2.340                             | 9.000              | 8.500               | 600                                     | 5.100                    | 8.000                       |
|                      | MOJARRA ROJA  |                     |                  |                       |                                 |                                   | 3.000              | 2.700               | 600                                     | 1.620                    | 8.000                       |
| EL PEÑON             | BOCACHICO     | 15                  | 52               | 8                     | 150                             | 7.800                             | 25.000             | 15.000              | 450                                     | 6.750                    | 3.200                       |
| EL PLAYON            | CACHAMA       | 364                 | 470              |                       | 600                             | 162.000                           | 250.000            | 240.000             | 500                                     | 120.000                  | 5.000                       |
|                      | BOCACHICO     |                     |                  |                       |                                 |                                   | 20.000             | 14.000              | 500                                     | 7.000                    | 8.000                       |
|                      | MOJARRA ROJA  |                     |                  |                       |                                 |                                   | 100.000            | 70.000              | 500                                     | 35.000                   | 5.500                       |
|                      | DORADA        |                     |                  |                       |                                 |                                   | 15.000             | 15.000              | 500                                     | 7.500                    | 7.000                       |
| ENCINO               | MOJARRA ROJA  | 82                  | 204              | 54                    | 20                              | 4.080                             | 20.400             | 15.300              | 450                                     | 6.885                    | 6.500                       |
| FLORIAN              | CACHAMA       | 5                   | 14               | 25                    | 150                             | 2.100                             | 1.550              | 900                 | 280                                     | 252                      | 6.000                       |
|                      | MOJARRA ROJA  |                     |                  |                       |                                 |                                   | 3.500              | 3.000               | 320                                     | 960                      | 6.000                       |
| FLORIDABLANCA        | CACHAMA       | 15                  | 18               | 0                     | 50                              | 900                               | 5.000              | 4.500               | 450                                     | 2.025                    | 5.500                       |
|                      | BOCACHICO     |                     |                  |                       |                                 |                                   | 12.000             | 11.500              | 450                                     | 5.175                    | 5.000                       |
|                      | CARPA         |                     |                  |                       |                                 |                                   | 12.000             | 11.500              | 350                                     | 4.025                    | 6.000                       |

## INVENTARIO PISCICOLA DEL 2012

| MUNICIPIO | ESPECIE      | GRANJAS PRODUCTORAS | ESTANQUES EN USO | ESTANQUES DESOCUPADOS | AREA PROMEDIO POR ESTANQUE (m2) | AREA ESTIMADA ESPEJO DE AGUA (m2) | ANIMALES SEMBRADOS | ANIMALES COSECHADOS | PESO PROMEDIO POR ANIMAL AL COSECHAR(g) | PRODUCCION ESTIMADA (kg) | PRECIO AL PRODUCTOR (\$/kg) |
|-----------|--------------|---------------------|------------------|-----------------------|---------------------------------|-----------------------------------|--------------------|---------------------|---|--------------------------|-----------------------------|
| GALAN     | CACHAMA      | 32                  | 45               | 18                    | 70                              | 3.150                             | 8.400              | 8.000               | 500                                     | 4.000                    | 7.000                       |
|           | MOJARRA ROJA |                     |                  |                       |                                 |                                   | 33.000             | 32.000              | 500                                     | 16.000                   | 7.000                       |
| GAMBITA   | CARPA        | 60                  | 50               | 100                   | 30                              | 1.500                             | 1.500              | 1.200               | 500                                     | 600                      | 7.000                       |
|           | MOJARRA ROJA |                     |                  |                       |                                 |                                   | 30.000             | 27.000              | 500                                     | 13.500                   | 7.000                       |
|           | TRUCHA       |                     |                  |                       |                                 |                                   | 1.400              | 1.300               | 500                                     | 650                      | 8.000                       |
| GIRON     | BOCACHICO    | 24                  | 48               | 110                   | 600                             | 18.000                            | 85.000             | 67.000              | 700                                     | 46.900                   | 5.500                       |
|           | MOJARRA ROJA |                     |                  |                       |                                 |                                   | 92.800             | 64.960              | 450                                     | 29.232                   | 4.500                       |
| GUADALUPE | CACHAMA      | 10                  | 100              | 60                    | 50                              | 5.000                             | 12.000             | 11.000              | 500                                     | 5.500                    | 7.600                       |
|           | MOJARRA ROJA |                     |                  |                       |                                 |                                   | 6.000              | 5.000               | 400                                     | 2.000                    | 7.600                       |
| GUAPOTA   | CACHAMA      | 122                 | 280              | 0                     | 500                             | 140.000                           | 42.000             | 40.300              | 520                                     | 20.966                   | 6.000                       |
|           | MOJARRA ROJA |                     |                  |                       |                                 |                                   | 42.000             | 40.300              | 520                                     | 20.966                   | 6.000                       |
| GUEPSA    | CACHAMA      | 5                   | 6                | 2                     | 35                              | 210                               | 1.200              | 1.000               | 500                                     | 500                      | 3.500                       |
|           | CARPA        |                     |                  |                       |                                 |                                   | 200                | 120                 | 500                                     | 60                       | 3.500                       |
|           | MOJARRA ROJA |                     |                  |                       |                                 |                                   | 1.200              | 1.000               | 500                                     | 500                      | 3.500                       |
| HATO      | CACHAMA      | 15                  | 18               | 6                     | 50                              | 900                               | 2.500              | 2.000               | 500                                     | 1.000                    | 7.000                       |
|           | TRUCHA       |                     |                  |                       |                                 |                                   | 250                | 200                 | 500                                     | 100                      | 7.500                       |
|           | MOJARRA ROJA |                     |                  |                       |                                 |                                   | 2.500              | 2.000               | 500                                     | 1.000                    | 7.000                       |
| JORDAN    | MOJARRA ROJA | 1                   | 4                | 0                     | 500                             | 2.000                             | 8.000              | 7.000               | 500                                     | 3.500                    | 5.600                       |



### INVENTARIO PISCICOLA DEL 2012

| MUNICIPIO  | ESPECIE      | GRANJAS PRODUCTORAS | ESTANQUES EN USO | ESTANQUES DESOCUPADOS | AREA PROMEDIO POR ESTANQUE (m2) | AREA ESTIMADA ESPEJO DE AGUA (m2) | ANIMALES SEMBRADOS | ANIMALES COSECHADOS | PESO PROMEDIO POR ANIMAL AL COSECHAR(g) | PRODUCCION ESTIMADA (kg) | PRECIO AL PRODUCTOR (\$/kg) |
|------------|--------------|---------------------|------------------|-----------------------|---------------------------------|-----------------------------------|--------------------|---------------------|---|--------------------------|-----------------------------|
| LA BELLEZA | CARPA        | 12                  | 60               | 17                    | 44                              | 2.640                             | 3.212              | 2.930               | 450                                     | 1.319                    | 8.000                       |
|            | MOJARRA ROJA |                     |                  |                       |                                 |                                   | 7.920              | 7.620               | 390                                     | 2.972                    | 8.000                       |
| MACARAVITA | MOJARRA ROJA | 15                  | 36               | 10                    | 20                              | 720                               | 6.000              | 5.700               | 400                                     | 2.280                    | 6.000                       |
|            | TRUCHA       |                     |                  |                       |                                 |                                   | 2.000              | 1.500               | 480                                     | 720                      | 7.500                       |
| MATANZA    | CACHAMA      | 4                   | 23               | 3                     | 50                              | 1.150                             | 300                | 285                 | 550                                     | 157                      | 4.000                       |
|            | MOJARRA ROJA |                     |                  |                       |                                 |                                   | 5.500              | 5.225               | 400                                     | 2.090                    | 4.400                       |
| MOGOTES    | MOJARRA ROJA | 3                   | 30               | 10                    | 80                              | 2.400                             | 30.000             | 26.000              | 400                                     | 10.400                   | 7.000                       |
|            | TRUCHA       |                     |                  |                       |                                 |                                   | 10.000             | 8.500               | 450                                     | 3.825                    | 10.000                      |
| OCAMONTE   | CACHAMA      | 37                  | 6                | 43                    | 2.000                           | 12.000                            | 53.000             | 52.500              | 450                                     | 23.625                   | 3.500                       |
|            | CARPA        |                     |                  |                       |                                 |                                   | 84.000             | 83.000              | 450                                     | 37.350                   | 3.500                       |
|            | MOJARRA ROJA |                     |                  |                       |                                 |                                   | 68.000             | 65.000              | 450                                     | 29.250                   | 3.500                       |
| OIBA       | CACHAMA      | 600                 | 1.350            | 525                   | 10                              | 13.500                            | 28.000             | 21.000              | 450                                     | 9.450                    | 6.000                       |
|            | MOJARRA ROJA |                     |                  |                       |                                 |                                   | 27.000             | 20.000              | 400                                     | 8.000                    | 6.000                       |
| ONZAGA     | TRUCHA       | 2                   | 24               | 4                     | 14                              | 336                               | 4.000              | 3.500               | 400                                     | 1.680                    | 12.000                      |
| PALMAR     | CACHAMA      | 27                  | 51               | 3                     | 20                              | 6.120                             | 16.600             | 16.102              | 600                                     | 9.661                    | 5.000                       |
|            | MOJARRA ROJA |                     |                  |                       |                                 |                                   | 1.800              | 1.746               | 500                                     | 873                      | 5.000                       |
| PARAMO     | MOJARRA ROJA | 25                  | 45               | 80                    | 40                              | 1.800                             | 10.000             | 8.000               | 500                                     | 4.000                    | 6.000                       |
| PINCHOTE   | CACHAMA      | 119                 | 190              |                       | 240                             | 45.600                            | 53.600             | 48.240              | 350                                     | 16.884                   | 7.000                       |
|            | MOJARRA ROJA |                     |                  |                       |                                 |                                   | 250.000            | 225.000             | 350                                     | 78.750                   | 7.000                       |

## INVENTARIO PISCICOLA DEL 2012

| MUNICIPIO     | ESPECIE       | GRANJAS PRODUCTORAS | ESTANQUES EN USO | ESTANQUES DESOCUPADOS | AREA PROMEDIO POR ESTANQUE (m2) | AREA ESTIMADA ESPEJO DE AGUA (m2) | ANIMALES SEMBRADOS | ANIMALES COSECHADOS | PESO PROMEDIO POR ANIMAL AL COSECHAR(g) | PRODUCCION ESTIMADA (kg) | PRECIO AL PRODUCTOR (\$/kg) |
|---------------|---------------|---------------------|------------------|-----------------------|---------------------------------|-----------------------------------|--------------------|---------------------|---|--------------------------|-----------------------------|
| PINCHOTE      | CACHAMA       | 119                 | 190              |                       | 240                             | 45.600                            | 53.600             | 48.240              | 350                                     | 16.884                   | 7.000                       |
|               | MOJARRA ROJA  |                     |                  |                       |                                 |                                   | 250.000            | 225.000             | 350                                     | 78.750                   | 7.000                       |
| PUERTO PARRA  | CACHAMA       | 90                  | 460              | 20                    | 60                              | 27.600                            | 110.000            | 88.000              | 400                                     | 35.200                   | 4.600                       |
| RIONEGRO      | BOCACHICO     | 80                  | 180              | 35                    | 100                             | 18.000                            | 110.000            | 100.000             | 450                                     | 45.000                   | 6.000                       |
|               | CACHAMA       |                     |                  |                       |                                 |                                   | 365.000            | 350.000             | 450                                     | 157.500                  | 5.000                       |
|               | MOJARRA ROJA  |                     |                  |                       |                                 |                                   | 385.000            | 345.000             | 450                                     | 155.250                  | 5.500                       |
| SAN BENITO    | MOJARRA ROJA  | 10                  | 12               | 10                    | 21                              | 252                               | 360                | 300                 | 400                                     | 120                      | 7.000                       |
| SAN GIL       | CACHAMA       | 192                 | 200              | 417                   | 50                              | 10.000                            | 4.000              | 3.200               | 450                                     | 1.440                    | 7.500                       |
|               | MOJARRA ROJA  |                     |                  |                       |                                 |                                   | 30.000             | 24.000              | 300                                     | 7.200                    | 8.000                       |
| SAN JOAQUIN   | MOJARRA ROJA  | 20                  | 20               | 5                     | 32                              | 640                               | 10.000             | 9.500               | 300                                     | 2.850                    | 7.000                       |
|               | TRUCHA        |                     |                  |                       |                                 |                                   | 15.000             | 14.500              | 300                                     | 4.350                    | 9.000                       |
| SANTA BARBARA | TRUCHA        | 6                   | 12               | 28                    | 18                              | 216                               | 5.300              | 5.100               | 250                                     | 1.275                    | 12.000                      |
| SIMACOTA      | BOCACHICO     | 105                 | 70               | 35                    | 85                              | 5.950                             | 2.800              | 2.600               | 500                                     | 1.300                    | 7.800                       |
|               | CACHAMA       |                     |                  |                       |                                 |                                   | 26.000             | 24.500              | 450                                     | 11.025                   | 6.800                       |
|               | MOJARRA ROJA  |                     |                  |                       |                                 |                                   | 4.000              | 3.200               | 450                                     | 1.440                    | 7.000                       |
|               | TILAPIA NEGRA |                     |                  |                       |                                 |                                   | 1.600              | 1.300               | 450                                     | 585                      | 6.800                       |
| SOCORRO       | CACHAMA       | 56                  | 30               | 50                    | 300                             | 9.000                             | 15.000             | 12.000              | 1.000                                   | 12.000                   | 5.000                       |
|               | MOJARRA ROJA  |                     |                  |                       |                                 |                                   | 10.000             | 8.000               | 800                                     | 6.400                    | 6.000                       |

## INVENTARIO PISCICOLA DEL 2012

| MUNICIPIO         | ESPECIE      | GRANJAS PRODUCTORAS | ESTANQUES EN USO | ESTANQUES DESOCUPADOS | AREA PROMEDIO POR ESTANQUE (m2) | AREA ESTIMADA ESPEJO DE AGUA (m2) | ANIMALES SEMBRADOS | ANIMALES COSECHADOS | PESO PROMEDIO POR ANIMAL AL COSECHAR(g) | PRODUCCION ESTIMADA (kg) | PRECIO AL PRODUCTOR (\$/kg) |
|-------------------|--------------|---------------------|------------------|-----------------------|---------------------------------|-----------------------------------|--------------------|---------------------|---|--------------------------|-----------------------------|
| SURATA            | MOJARRA ROJA | 60                  | 120              | 6                     | 60                              | 7.200                             | 4.000              | 2.000               | 300                                     | 600                      | 5.000                       |
|                   | TRUCHA       |                     |                  |                       |                                 |                                   | 40.000             | 25.000              | 250                                     | 6.250                    | 10.000                      |
| VALLE DE SAN JOSE | CACHAMA      | 70                  | 60               | 87                    | 60                              | 3.600                             | 4.000              | 2.400               | 500                                     | 1.200                    | 7.000                       |
|                   | MOJARRA ROJA |                     |                  |                       |                                 |                                   | 7.000              | 4.000               | 500                                     | 2.000                    | 7.000                       |
| VELEZ             | CACHAMA      | 90                  | 80               | 15                    | 200                             | 16.000                            | 6.000              | 5.000               | 500                                     | 2.500                    | 3.500                       |
|                   | MOJARRA ROJA |                     |                  |                       |                                 |                                   | 12.000             | 10.000              | 400                                     | 4.000                    | 3.500                       |
| VETAS             | TRUCHA       | 25                  | 35               | 15                    | 6                               | 210                               | 21.700             | 20.000              | 250                                     | 5.000                    | 11.000                      |
| ZAPATOCA          | CACHAMA      | 6                   | 12               | 5                     | 650                             | 7.800                             | 5.000              | 3.300               | 1.000                                   | 3.300                    | 3.500                       |
|                   | MOJARRA ROJA |                     |                  |                       |                                 |                                   | 3.800              | 2.500               | 500                                     | 1.250                    | 3.800                       |
| <b>TOTAL</b>      |              | 3.843               | 6.818            | 3.615                 | 10.109                          | 1.102.579                         | 4.412.262          | 3.782.161           | 479                                     | 1.782.148                | 6.549                       |

**INVENTARIO EQUINA, ASNAL, MULAR, BUFALINA, CUNICOLA, CUYICOLA, OVINOS Y CAPRINOS  
DEL 2012**

| MUNICIPIO       | EXPLOTACION EQUINA | # GRANJAS EQUINAS | EXPLOTACION ASNAL | # GRANJAS ASNALES | EXPLOTACION MULAR | # GRANJAS MULARES | EXPLOTACION BUFALINA | # GRANJAS BUFALINAS | EXPLOTACION CUNICOLA | # GRANJAS CUNICOLAS | EXPLOTACION CUYICOLA | # GRANJAS CUYICOLAS | EXPLOTACION OVINOS | # GRANJAS OVINOS | EXPLOTACION CAPRINOS | # GRANJAS CAPRINOS |
|-----------------|--------------------|-------------------|-------------------|-------------------|-------------------|-------------------|----------------------|---------------------|----------------------|---------------------|----------------------|---------------------|--------------------|------------------|----------------------|--------------------|
| AGUADA          | 300                | 260               | 0                 | 0                 | 425               | 100               | 0                    | 0                   | 150                  | 51                  | 0                    | 0                   | 0                  | 0                | 200                  | 6                  |
| ALBANIA         | 350                | 300               | 20                | 20                | 80                | 50                | 0                    | 0                   | 0                    | 0                   | 0                    | 0                   | 320                | 56               | 0                    | 0                  |
| ARATOCA         | 40                 | 35                | 0                 | 0                 | 75                | 50                | 90                   | 1                   | 0                    | 0                   | 0                    | 0                   | 1.000              | 75               | 8.000                | 85                 |
| BARBOSA         | 700                | 120               | 90                | 18                | 150               | 32                | 15                   | 1                   | 600                  | 50                  | 0                    | 0                   | 400                | 12               | 350                  | 15                 |
| BARICHARA       | 75                 | 35                | 12                | 12                | 23                | 17                | 3                    | 1                   | 120                  | 15                  | 0                    | 0                   | 750                | 20               | 4.500                | 25                 |
| BARRANCABERMEJA | 2.645              | 30                | 202               | 30                | 746               | 40                | 8.146                | 97                  | 0                    | 0                   | 0                    | 0                   | 1.334              | 140              | 354                  | 10                 |
| BETULIA         | 800                | 425               | 0                 | 0                 | 600               | 280               | 0                    | 0                   | 0                    | 0                   | 0                    | 0                   | 1.050              | 30               | 6.300                | 65                 |
| BOLIVAR         | 2.300              | 150               | 80                | 60                | 4.500             | 200               | 350                  | 5                   | 800                  | 10                  | 25                   | 1                   | 300                | 50               | 150                  | 30                 |
| BUCARAMANGA     | 37                 | 0                 | 8                 | 0                 | 12                | 0                 | 0                    | 0                   | 0                    | 0                   | 0                    | 0                   | 76                 | 0                | 162                  | 0                  |
| CABRERA         | 65                 | 20                | 5                 | 5                 | 10                | 5                 | 6                    | 1                   | 0                    | 0                   | 0                    | 0                   | 250                | 22               | 70                   | 15                 |
| CALIFORNIA      | 45                 | 25                | 0                 | 0                 | 85                | 8                 | 0                    | 0                   | 380                  | 30                  | 0                    | 0                   | 150                | 20               | 130                  | 8                  |
| CAPITANEJO      | 30                 | 20                | 10                | 10                | 30                | 30                | 0                    | 0                   | 80                   | 5                   | 0                    | 0                   | 30                 | 8                | 6.100                | 100                |
| CARCASI         | 1.500              | 500               | 0                 | 0                 | 300               | 200               | 0                    | 0                   | 0                    | 0                   | 0                    | 0                   | 2.500              | 200              | 2.000                | 200                |
| CEPITA          | 40                 | 10                | 15                | 5                 | 120               | 60                | 0                    | 0                   | 0                    | 0                   | 0                    | 0                   | 2.500              | 35               | 14.658               | 30                 |
| CERRITO         | 450                | 225               | 4                 | 4                 | 15                | 15                | 0                    | 0                   | 450                  | 150                 | 0                    | 0                   | 2.800              | 30               | 1.800                | 25                 |
| CHARALA         | 1.700              | 533               | 25                | 20                | 1.000             | 250               | 40                   | 3                   | 0                    | 0                   | 0                    | 0                   | 350                | 15               | 82                   |                    |
| CHARTA          | 230                | 120               | 5                 | 5                 | 50                | 40                | 11                   | 4                   | 50                   | 10                  | 0                    | 0                   | 100                | 15               | 80                   | 15                 |
| CHIMA           | 300                | 150               | 6                 | 4                 | 50                | 30                | 0                    | 0                   | 0                    | 0                   | 0                    | 0                   | 50                 | 5                | 20                   | 10                 |
| CHIPATA         | 550                | 421               | 16                | 10                | 320               | 80                | 23                   | 1                   | 800                  | 80                  | 0                    | 0                   | 850                | 190              | 35                   | 3                  |
| CIMITARRA       | 7.100              | 962               | 226               | 178               | 3.974             | 343               | 7.376                | 76                  | 0                    | 0                   | 0                    | 0                   | 1.433              | 179              | 106                  | 14                 |
| CONCEPCION      | 800                | 680               | 50                | 50                | 450               | 350               | 0                    | 0                   | 0                    | 0                   | 0                    | 0                   | 5.800              | 230              | 1.600                | 155                |
| CONFINES        | 200                | 200               | 0                 | 0                 | 260               | 24                | 33                   | 1                   | 80                   | 20                  | 0                    | 0                   | 280                | 120              | 86                   | 60                 |
| CONTRATACION    | 230                | 115               | 12                | 8                 | 195               | 105               | 0                    | 0                   | 0                    | 0                   | 0                    | 0                   | 205                | 38               | 75                   | 18                 |
| COROMORO        | 1.500              | 900               | 20                | 20                | 200               | 80                | 20                   | 1                   | 0                    | 0                   | 0                    | 0                   | 2.200              | 320              | 0                    | 0                  |
| CURITI          | 220                | 170               | 15                | 10                | 60                | 30                | 0                    | 0                   | 0                    | 0                   | 0                    | 0                   | 480                | 30               | 520                  | 20                 |

**INVENTARIO EQUINA, ASNAL, MULAR, BUFALINA, CUNICOLA, CUYICOLA, OVINOS Y CAPRINOS  
DEL 2012**

| MUNICIPIO            | EXPLOTACION EQUINA | GRANJAS EQUINAS | EXPLOTACION ASNAL | GRANJAS ASNAL | EXPLOTACION MULAR | GRANJAS MULARES | EXPLOTACION BUFALINA | GRANJAS BUFALINAS | EXPLOTACION CUNICOLA | GRANJAS CUNICOLAS | EXPLOTACION CUYICOLA | GRANJAS CUYICOLAS | EXPLOTACION OVINOS | GRANJAS OVINOS | EXPLOTACION CAPRINOS | GRANJAS CAPRINOS |
|----------------------|--------------------|-----------------|-------------------|---------------|-------------------|-----------------|----------------------|-------------------|----------------------|-------------------|----------------------|-------------------|--------------------|----------------|----------------------|------------------|
| EL CARMEN DE CHUCURI | 1.700              | 800             | 120               | 30            | 1.100             | 800             | 20                   | 2                 | 900                  | 40                | 0                    | 0                 | 3.800              | 200            | 700                  | 90               |
| EL GUACAMAYO         | 400                | 300             | 0                 | 0             | 350               | 150             | 0                    | 0                 | 0                    | 0                 | 0                    | 0                 | 300                | 100            | 20                   | 4                |
| EL PEÑON             | 55                 | 51              | 4                 | 4             | 250               | 240             | 0                    | 0                 | 0                    | 0                 | 0                    | 0                 | 0                  | 0              | 0                    | 0                |
| EL PLAYON            | 150                | 100             | 0                 | 0             | 450               | 400             | 0                    | 0                 | 0                    | 0                 | 0                    | 0                 | 200                | 30             | 50                   | 20               |
| ENCINO               | 680                | 292             | 27                | 27            | 176               | 84              | 0                    | 0                 | 246                  | 65                | 34                   | 5                 | 2.116              | 236            | 1.184                | 192              |
| ENCISO               | 58                 | 40              | 2                 | 2             | 35                | 18              | 0                    | 0                 | 200                  | 15                | 0                    | 0                 | 568                | 100            | 1.756                | 150              |
| FLORIAN              | 300                | 75              | 4                 | 4             | 75                | 15              | 0                    | 0                 | 0                    | 0                 | 0                    | 0                 | 25                 | 17             | 75                   | 22               |
| FLORIDABLANCA        | 100                | 10              | 10                | 10            | 15                | 3               | 0                    | 0                 | 1.200                | 10                | 0                    | 0                 | 0                  | 0              | 205                  | 5                |
| GALAN                | 100                | 85              | 3                 | 1             | 150               | 70              | 0                    | 0                 | 0                    | 0                 | 0                    | 0                 | 448                | 37             | 189                  | 22               |
| GAMBITA              | 800                | 400             | 30                | 20            | 400               | 150             | 0                    | 0                 | 80                   | 3                 | 0                    | 0                 | 100                | 20             | 50                   | 10               |
| GIRON                | 670                | 450             | 25                | 10            | 110               | 40              | 8                    | 1                 | 400                  | 170               | 0                    | 0                 | 1.000              | 100            | 900                  | 270              |
| GUACA                | 405                | 160             | 16                | 3             | 160               | 95              | 0                    | 0                 | 280                  | 60                | 0                    | 0                 | 300                | 30             | 520                  | 220              |
| GUADALUPE            | 700                | 500             | 10                | 10            | 350               | 20              | 0                    | 0                 | 220                  | 30                | 0                    | 0                 | 600                | 220            | 320                  | 150              |
| GUAPOTA              | 270                | 4               | 4                 | 4             | 350               | 4               | 30                   | 2                 | 90                   | 20                | 0                    | 0                 | 400                | 4              | 50                   | 5                |
| GUAVATA              | 1.800              |                 | 15                |               | 700               | 50              |                      |                   | 400                  | 10                |                      |                   |                    |                | 1.000                | 10               |
| GUEPSA               | 350                | 250             | 6                 | 3             | 730               | 400             | 0                    | 0                 | 150                  | 3                 | 0                    | 0                 | 70                 | 23             | 120                  | 14               |
| HATO                 | 52                 | 12              | 4                 | 1             | 96                | 30              | 17                   | 1                 | 0                    | 0                 | 0                    | 0                 | 56                 | 50             | 22                   | 2                |
| JESUS MARIA          | 500                | 300             | 5                 | 5             | 80                | 50              |                      |                   | 100                  | 20                | 200                  | 5                 | 200                | 30             | 30                   | 15               |
| JORDAN               | 25                 | 16              | 6                 | 5             | 26                | 20              | 0                    | 0                 | 0                    | 0                 | 0                    | 0                 | 300                | 5              | 1.200                | 20               |
| LA BELLEZA           | 255                | 180             | 43                | 43            | 33                | 33              | 0                    | 0                 | 262                  | 16                | 30                   | 2                 | 80                 | 60             | 55                   | 30               |
| LA PAZ               | 910                | 300             | 8                 | 8             | 830               | 520             |                      |                   |                      |                   |                      |                   | 150                | 50             | 25                   | 8                |
| LANDAZURI            | 750                | 650             | 20                | 15            | 1.200             | 800             | 40                   | 1                 | 0                    | 0                 | 0                    | 0                 | 2.500              | 600            | 400                  | 65               |
| LEBRIJA              | 1.200              | 250             | 80                | 40            | 800               | 250             | 4                    | 1                 | 900                  | 20                | 0                    | 0                 | 2.300              | 170            | 925                  | 50               |
| LOS SANTOS           | 170                | 33              | 10                | 7             | 25                | 10              | 3                    | 2                 | 0                    | 0                 | 0                    | 0                 | 1.500              | 30             | 4.700                | 30               |
| MACARAVITA           | 290                | 220             | 15                | 15            | 50                | 45              | 0                    | 0                 | 90                   | 2                 | 0                    | 0                 | 100                | 5              | 1.400                | 250              |

**INVENTARIO EQUINA, ASNAL, MULAR, BUFALINA, CUNICOLA, CUYICOLA, OVINOS Y CAPRINOS  
DEL 2012**

| MUNICIPIO           | EXPLOTACION EQUINA | GRANJAS EQUINAS | EXPLOTACION ASNAL | GRANJAS ASNALES | EXPLOTACION MULAR | GRANJAS MULARES | EXPLOTACION BUFALINA | GRANJAS BUFALINAS | EXPLOTACION CUNICOLA | GRANJAS CUNICOLAS | EXPLOTACION CUYICOLA | GRANJAS CUYICOLAS | EXPLOTACION OVINOS | GRANJAS OVINOS | EXPLOTACION CAPRINOS | GRANJAS CAPRINOS |
|---------------------|--------------------|-----------------|-------------------|-----------------|-------------------|-----------------|----------------------|-------------------|----------------------|-------------------|----------------------|-------------------|--------------------|----------------|----------------------|------------------|
| MALAGA              | 250                | 50              | 30                | 23              | 50                | 43              | 0                    | 0                 | 150                  | 5                 | 150                  | 7                 | 200                | 30             | 615                  | 50               |
| MATANZA             | 39                 | 30              | 2                 | 2               | 7                 | 7               | 0                    | 0                 | 0                    | 0                 | 0                    | 0                 | 12                 | 2              | 41                   | 9                |
| MOGOTES             | 300                | 150             | 10                | 5               | 500               | 418             | 0                    | 0                 | 50                   | 7                 | 0                    | 0                 | 200                | 26             | 6.000                | 34               |
| OCAMONTE            | 170                | 75              | 3                 | 2               | 305               | 150             | 8                    | 2                 | 300                  | 15                | 200                  | 20                | 90                 | 50             | 40                   | 15               |
| OIBA                | 200                | 150             | 100               | 80              | 150               | 40              | 50                   | 3                 | 0                    | 0                 | 0                    | 0                 | 100                | 70             | 18                   | 10               |
| ONZAGA              | 800                | 170             | 20                | 15              | 200               | 200             | 0                    | 0                 | 400                  | 100               | 0                    | 0                 | 900                | 50             | 1.400                | 70               |
| PALMAR              | 10                 | 8               | 2                 | 2               | 20                | 15              | 0                    | 0                 | 20                   | 4                 | 0                    | 0                 | 400                | 100            | 10                   | 3                |
| PALMAS DEL SOCORRO  | 50                 | 22              | 12                | 5               | 70                | 15              | 0                    | 0                 | 0                    | 0                 | 0                    | 0                 | 200                | 30             | 70                   | 12               |
| PARAMO              | 250                | 100             | 2                 | 2               | 300               | 2               | 0                    | 0                 | 0                    | 0                 | 0                    | 0                 | 200                | 2              | 0                    | 0                |
| PIEDRECUESTA        | 1.700              | 475             | 250               | 190             | 550               | 255             | 0                    | 0                 | 350                  | 25                | 0                    | 0                 | 1.550              | 90             | 6.000                | 100              |
| PINCHOTE            | 140                | 18              | 1                 | 1               | 1                 | 1               | 0                    | 0                 | 0                    | 0                 | 0                    | 0                 | 296                | 85             | 82                   | 40               |
| PUENTE NACIONAL     | 660                | 550             | 28                | 25              | 165               | 150             | 22                   | 10                | 50                   | 15                | 75                   | 10                | 250                | 50             | 80                   | 20               |
| PUERTO PARRA        | 2.000              |                 | 30                | 27              | 330               | 12              | 1.112                |                   | 0                    | 0                 | 0                    | 0                 | 590                | 40             | 80                   | 40               |
| RIONEGRO            | 2.920              | 1.285           | 400               | 140             | 1.780             | 1.050           | 780                  | 65                | 60.012               | 370               | 0                    | 0                 | 1.900              | 450            | 1.380                | 220              |
| SABANA DE TORRES    | 3.137              | 692             | 55                | 47              | 260               | 87              | 3.616                | 129               |                      |                   |                      |                   | 432                | 157            | 1.339                | 120              |
| SAN ANDRES          | 280                | 160             | 25                | 20              | 60                | 60              | 0                    | 0                 | 100                  | 30                | 0                    | 0                 | 350                | 45             | 7.800                | 260              |
| SAN BENITO          | 500                | 400             | 7                 | 7               | 1.800             | 700             | 0                    | 0                 | 0                    | 0                 | 0                    | 0                 | 50                 | 20             | 0                    | 0                |
| SAN GIL             | 300                | 150             | 10                | 10              | 200               | 100             | 20                   | 4                 | 50                   | 5                 | 0                    | 0                 | 900                | 180            | 300                  | 100              |
| SAN JOAQUIN         | 100                | 90              | 10                | 10              | 200               | 200             | 0                    | 0                 | 150                  | 10                | 100                  | 5                 | 100                | 15             | 7.000                | 40               |
| SAN JOSE DE MIRANDA | 80                 | 40              | 0                 | 0               | 50                | 50              | 0                    | 0                 | 0                    | 0                 | 0                    | 0                 | 0                  | 0              | 1.000                | 50               |
| SAN MIGUEL          | 100                | 100             | 3                 | 3               | 50                | 50              | 6                    | 1                 | 60                   | 20                | 0                    | 0                 | 120                | 50             | 250                  | 90               |
| SAN VICENTE         | 6.796              | 2.350           | 4                 | 2               | 5.786             | 1.250           | 130                  | 4                 | 48                   | 18                |                      |                   |                    |                | 120                  | 3                |
| SANTA BARBARA       | 65                 | 56              | 7                 | 6               | 95                | 88              | 5                    | 1                 | 50                   | 9                 | 0                    | 0                 | 185                | 31             | 250                  | 50               |
| SIMACOTA            | 300                | 137             | 6                 | 6               | 1.300             | 780             | 180                  | 4                 | 0                    | 0                 | 0                    | 0                 | 300                | 180            | 79                   | 38               |

**INVENTARIO EQUINA, ASNAL, MULAR, BUFALINA, CUNICOLA, CUYICOLA, OVINOS Y CAPRINOS  
DEL 2012**

| <b>MUNICIPIO</b>  | <b>EXPLOTACION<br/>EQUINA</b> | <b>GRANJAS<br/>EQUINAS</b> | <b>EXPLOTACION<br/>ASNAL</b> | <b>GRANJAS<br/>ASNALES</b> | <b>EXPLOTACION<br/>MULAR</b> | <b>GRANJAS<br/>MULARES</b> | <b>EXPLOTACION<br/>BUFALINA</b> | <b>GRANJAS<br/>BUFALINAS</b> | <b>EXPLOTACION<br/>CUNICOLA</b> | <b>GRANJAS<br/>CUNICOLAS</b> | <b>EXPLOTACION<br/>CUYICOLA</b> | <b>GRANJAS<br/>CUYICOLAS</b> | <b>EXPLOTACION<br/>OVINOS</b> | <b>GRANJAS<br/>OVINOS</b> | <b>EXPLOTACION<br/>CAPRINOS</b> | <b>GRANJAS<br/>CAPRINOS</b> |
|-------------------|-------------------------------|----------------------------|------------------------------|----------------------------|------------------------------|----------------------------|---------------------------------|------------------------------|---------------------------------|------------------------------|---------------------------------|------------------------------|-------------------------------|---------------------------|---------------------------------|-----------------------------|
| SOCORRO           | 310                           | 40                         | 50                           | 40                         | 95                           | 22                         | 10                              | 9                            | 30                              | 2                            | 0                               | 0                            | 500                           | 70                        | 300                             | 50                          |
| SUAITA            | 3.000                         | 70                         | 50                           | 30                         | 2.600                        | 30                         | 100                             | 2                            | 0                               | 0                            | 0                               | 0                            | 0                             | 0                         | 0                               | 0                           |
| SUCRE             | 2.400                         | 1.200                      | 40                           | 40                         | 400                          | 200                        |                                 |                              | 600                             | 150                          |                                 |                              | 400                           | 100                       | 200                             | 50                          |
| SURATA            | 600                           | 380                        | 50                           | 50                         | 400                          | 350                        | 50                              | 3                            | 500                             | 150                          | 160                             | 5                            | 860                           | 250                       | 700                             | 250                         |
| TONA              | 1.100                         | 450                        | 4                            | 4                          | 80                           | 70                         |                                 |                              |                                 |                              |                                 |                              | 850                           | 65                        | 100                             | 6                           |
| VALLE DE SAN JOSE | 315                           | 200                        | 15                           | 11                         | 205                          | 95                         | 0                               | 0                            | 0                               | 0                            | 0                               | 0                            | 350                           | 160                       | 220                             | 120                         |
| VELEZ             | 1.480                         | 480                        | 43                           | 20                         | 470                          | 120                        | 32                              | 3                            | 512                             | 102                          | 0                               | 0                            | 820                           | 82                        | 96                              | 30                          |
| VETAS             | 20                            | 15                         | 0                            | 0                          | 40                           | 15                         | 0                               | 0                            | 800                             | 120                          | 0                               | 0                            | 300                           | 60                        | 200                             | 50                          |
| VILLANUEVA        | 160                           | 15                         | 10                           | 5                          | 10                           | 3                          | 4                               | 3                            | 100                             | 10                           |                                 |                              | 500                           | 100                       | 7.000                           | 15                          |
| ZAPATOCA          | 250                           | 5                          | 80                           | 80                         | 180                          | 10                         | 0                               | 0                            | 0                               | 0                            | 0                               | 0                            | 1.800                         | 20                        | 15.800                          | 40                          |
| <b>TOTAL</b>      | <b>68.458</b>                 | <b>21.997</b>              | <b>2.650</b>                 | <b>1.649</b>               | <b>40.980</b>                | <b>12.654</b>              | <b>18.984</b>                   | <b>445</b>                   | <b>13.948</b>                   | <b>2.072</b>                 | <b>982</b>                      | <b>58</b>                    | <b>58.026</b>                 | <b>6.662</b>              | <b>121.744</b>                  | <b>4.548</b>                |

## INVENTARIO OTRAS ESPECIES DEL AÑO 2012

| MUNICIPIO    | EXPLOTACION<br>PATOS | GRANJAS<br>PRODUCTORAS<br>PATOS | EXPLOTACION<br>PAVO REAL | GRANJAS<br>PRODUCTORAS<br>PAVO REAL | EXPLOTACION<br>AVESTRUZ | GRANJAS<br>PRODUCTORAS<br>AVESTRUZ | EXPLOTACION<br>CAMUROS | GRANJAS<br>PRODUCTORAS<br>CAMUROS |
|--------------|----------------------|---------------------------------|--------------------------|-------------------------------------|-------------------------|------------------------------------|------------------------|-----------------------------------|
| ARATOCA      | 200                  | 80                              | 210                      | 65                                  | 0                       | 0                                  | 0                      | 0                                 |
| BARICHARA    | 0                    | 0                               | 0                        | 0                                   | 2                       | 1                                  | 0                      | 0                                 |
| CONFINES     | 0                    | 0                               | 60                       | 6                                   | 0                       | 0                                  | 0                      | 0                                 |
| SUAITA       | 0                    | 0                               | 0                        | 0                                   | 0                       | 0                                  | 500                    | 10                                |
| <b>TOTAL</b> | 200                  | 80                              | 270                      | 71                                  | 2                       | 1                                  | 500                    | 10                                |



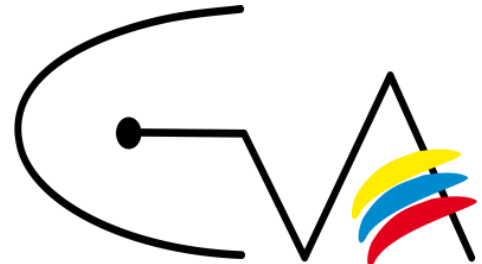


Libertad y Orden  
**Ministerio de Agricultura y Desarrollo Rural**  
República de Colombia

# **PARTICIPACION PORCENTUAL DE LOS MUNICIPIOS EN LOS PRINCIPALES RENGLONES PECUARIOS**



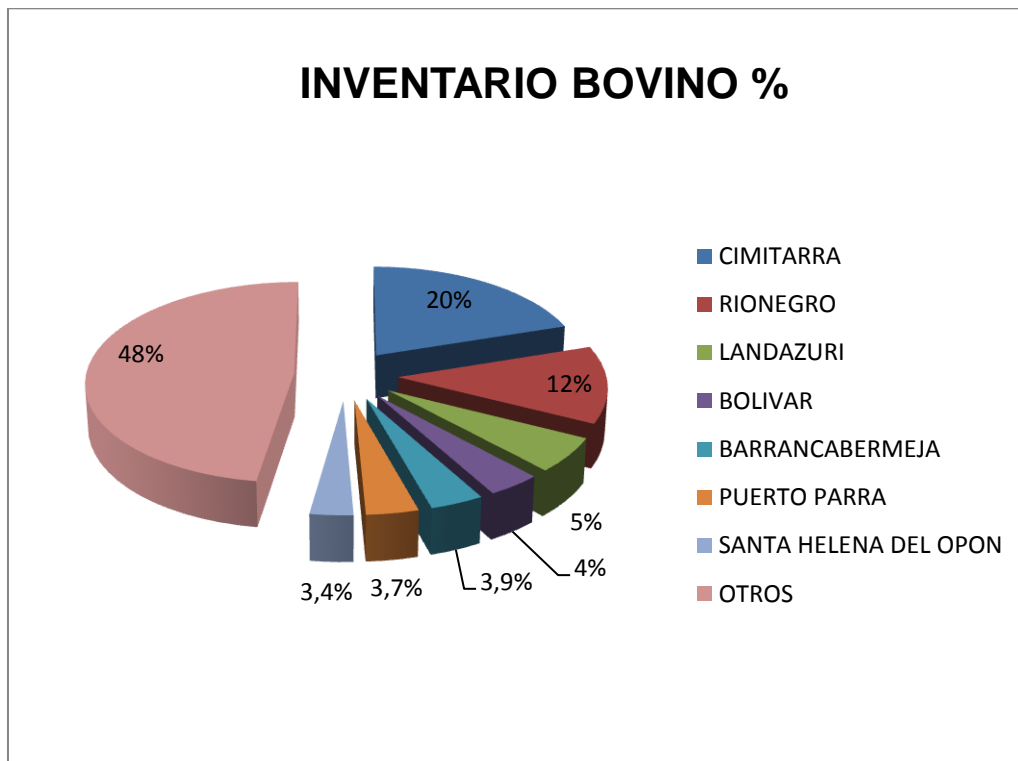
Sembramos a Colombia por el mundo



Evaluaciones Agropecuarias Municipales

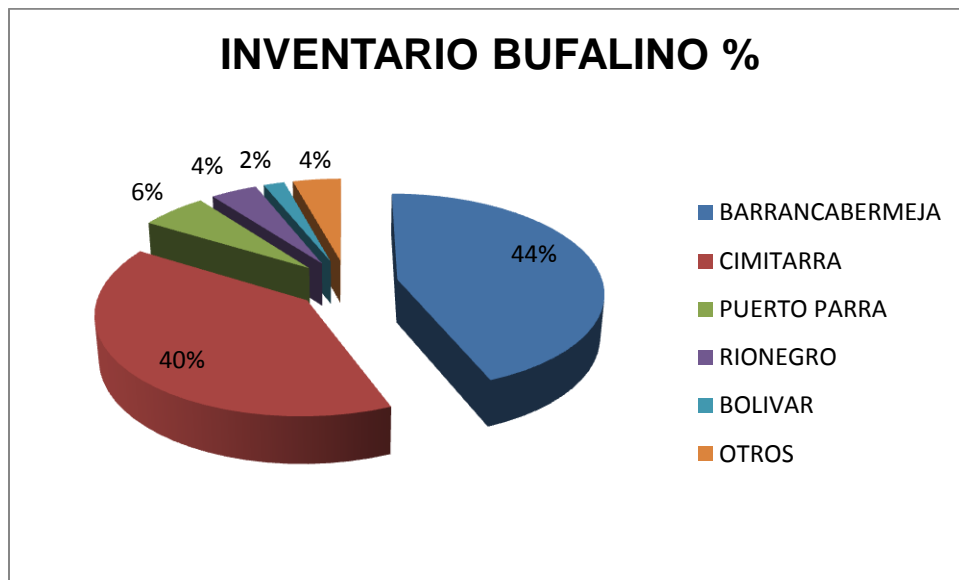
# INVENTARIO BOVINO

| MUNICIPIO             | TOTAL ANIMALES   | PORCENTAJE % |
|-----------------------|------------------|--------------|
| CIMITARRA             | 300.682          | 20,0         |
| RIONEGRO              | 186.940          | 12,0         |
| LANDAZURI             | 84.631           | 5,0          |
| BOLIVAR               | 57.059           | 4,0          |
| BARRANCABERMEJA       | 56.872           | 3,9          |
| PUERTO PARRA          | 55.373           | 3,7          |
| SANTA HELENA DEL OPON | 45.606           | 3,4          |
| OTROS                 | 717.616          | 48,0         |
| <b>TOTAL</b>          | <b>1.504.779</b> | <b>100,0</b> |



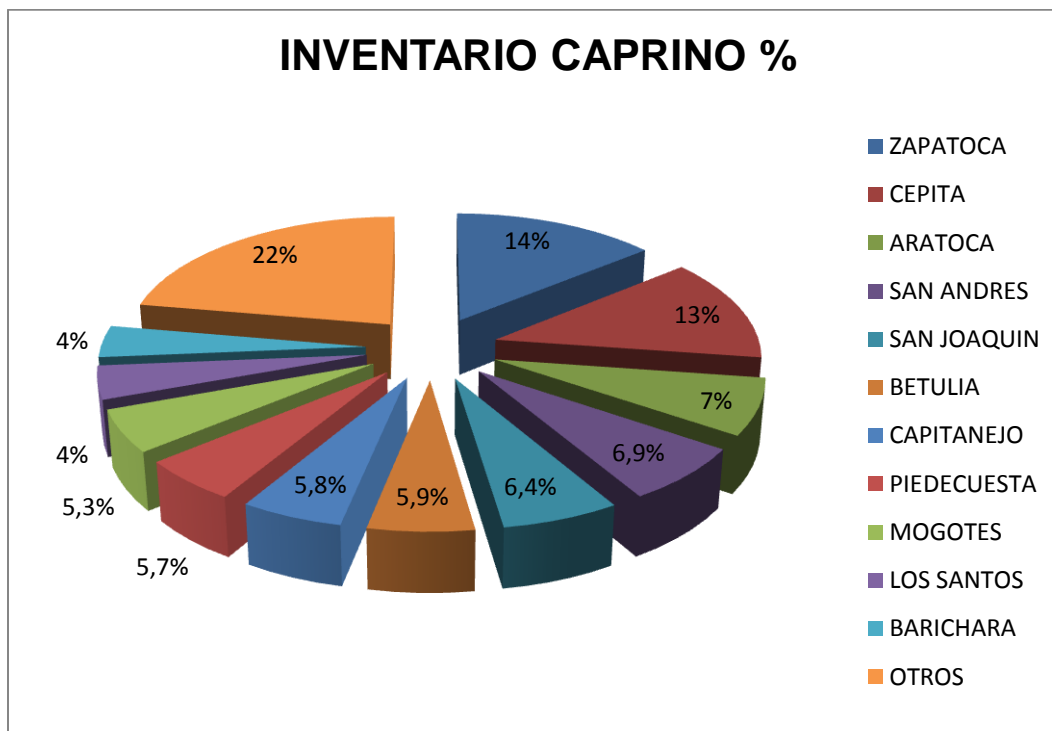
# INVENTARIO BUFALINO

| MUNICIPIO       | TOTAL ANIMALES | PORCENTAJE % |
|-----------------|----------------|--------------|
| BARRANCABERMEJA | 8.146          | 44           |
| CIMITARRA       | 7.376          | 40           |
| PUERTO PARRA    | 1.112          | 6            |
| RIONEGRO        | 780            | 4            |
| BOLIVAR         | 350            | 2            |
| OTROS           | 804            | 4            |
| <b>TOTAL</b>    | <b>18.568</b>  | <b>100</b>   |



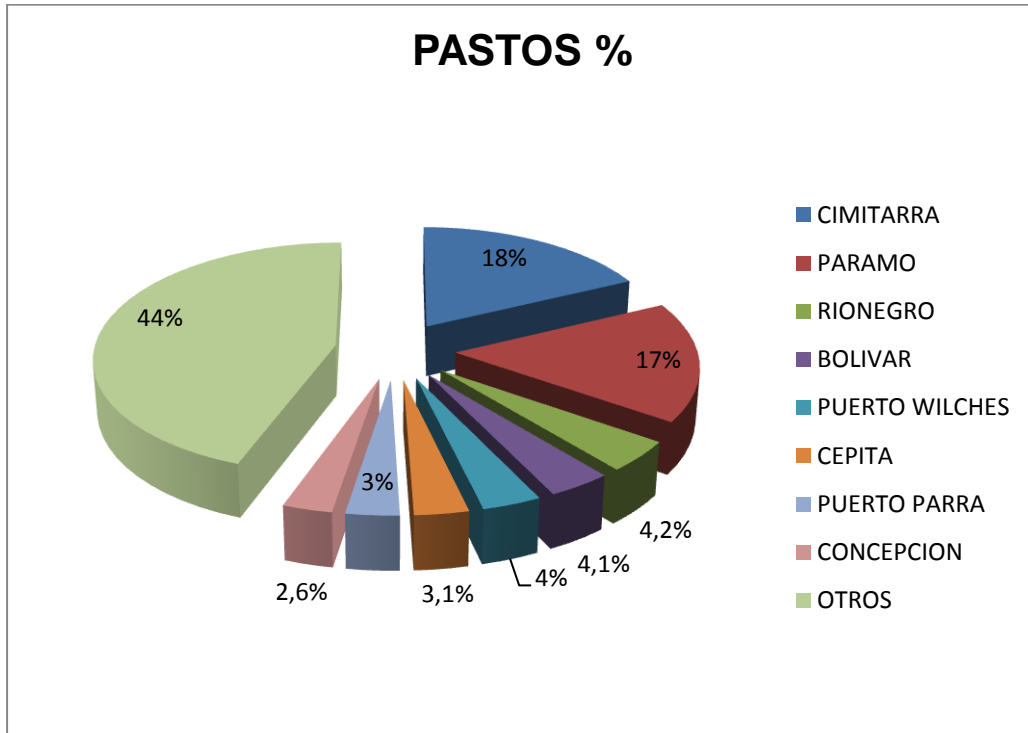
# INVENTARIO CAPRINO

| MUNICIPIO    | TOTAL ANIMALES | PORCENTAJE % |
|--------------|----------------|--------------|
| ZAPATOCA     | 15.800         | 14,0         |
| CEPITA       | 14.658         | 13,0         |
| ARATOCA      | 8.000          | 7,0          |
| SAN ANDRES   | 7.800          | 6,9          |
| SAN JOAQUIN  | 7.000          | 6,4          |
| BETULIA      | 6.300          | 5,9          |
| CAPITANEJO   | 6.100          | 5,8          |
| PIEDECUESTA  | 6.000          | 5,7          |
| MOGOTES      | 6.000          | 5,3          |
| LOS SANTOS   | 4.700          | 4,0          |
| BARICHARA    | 4.500          | 4,0          |
| OTROS        | 24.930         | 22,0         |
| <b>TOTAL</b> | <b>111.788</b> | <b>100,0</b> |



# PASTOS

| MUNICIPIO      | AREA (Ha)        | PORCENTAJE % |
|----------------|------------------|--------------|
| CIMITARRA      | 280.957          | 18,0         |
| PARAMO         | 262.520          | 17,0         |
| RIONEGRO       | 67.750           | 4,2          |
| BOLIVAR        | 59.580           | 4,1          |
| PUERTO WILCHES | 55.060           | 4,0          |
| CEPITA         | 50.550           | 3,1          |
| PUERTO PARRA   | 49.600           | 3,0          |
| CONCEPCION     | 46.080           | 2,6          |
| OTROS          | 697.821          | 44,0         |
| <b>TOTAL</b>   | <b>1.569.918</b> | <b>100,0</b> |





## **EQUIPO TÉCNICO DE LA GOBERNACION DE SANTANDER**

**LEONEL HUMBERTO ARIZA LARROTA**

Coordinador de Grupo

**GLADYS JAIMES MATEUS**

Líder del Proyecto EVA 2012

**OSWALDO GOMEZ VERGARA**

Asesor Sector Agrícola

**JOSUE VLADIMIR PRADA OSORIO**

Asesor Sector Pecuario

**JAIME ALEXANDER MANRIQUE JARAMILLO**

Apoyo Profesional Universitario

## **EQUIPO TECNICO DE LA CCI PARA SANTANDER**

**JAIME ALEXANDER MANRIQUE JARAMILLO**

Coordinador Departamental EVA 2012

Productores Agropecuarios, Umatas, entidades y gremios del Sector

**FUENTES**

**JAIME ALEXANDER MANRIQUE JARAMILLO**

**ELABORACION Y DIAGRAMACION**

SERVICOPY

# IMPRESION